

MLB Video Page

By: Zack Honig

Date: September 09, 2020

Major League Baseball (MLB) is a professional baseball organization, the oldest of the four major professional sports leagues in the United States and Canada. A total of 30 teams play in the National League (NL) and American League (AL), with 15 teams in each league. The NL and AL were formed as separate legal entities in 1876 and 1901 respectively. After cooperating but remaining legally separate entities beginning in 1903, the leagues merged into a single organization led by the Commissioner of Baseball in 2000. The organization also oversees Minor League Baseball, which comprises 256 teams affiliated with the Major League clubs. With the World Baseball Softball Confederation, MLB manages the international World Baseball Classic tournament.

MLB Home Page - Default View

The screenshot shows the MLB.com website home page. At the top, there is a navigation bar with links for NEWS, VIDEO, SCORES, STATS, STANDINGS, SCHEDULE, PLAYERS, PLAY BALL, FANS, FANTASY, APPS, TICKETS, MLB.TV, SHOP, TEAMS, EN, and a search icon. Below the navigation bar is a large banner for 'FILM ROOM' with the tagline 'Watch. Create. Share.' and 'POWERED BY Google Cloud'. The main content area is divided into several sections. On the left, there is a scoreboard for the previous three days (Sun, Mon, Tue) with team logos and scores. In the center, there is a video player showing a baseball game with the headline 'Jays' 10-spot stuns Yanks'. Below the video player, there is a 'RELATED' section with links to 'Jansen's grand slam' and 'TOR 2 games up on NYY'. On the right, there is a 'LATEST NEWS' section with several article teasers. At the bottom right, there is an advertisement for 'MLB FALL STYLES'.

URL:

<https://www.mlb.com>

Home Page:

Clicking the ad skin will redirect the user to the [MLB Home Video Page](#).

Marte, Alfaro lead 7-6 comeback

Starling Marte hits a game-tying double in the bottom of the 8th and Jorge Alfaro hits a walk-off single in the bottom of the 9th in a 7-6 win



Joey Gallo's 91.9-mph throw

Statcast measures the arm strength on Joey Gallo's 91.9 mph throw from the right-field corner to first base for a double play



Quick Pitch Recap: 9/10/20

Quick Pitch recaps all the action from the games played on September 10, 2020



Jack Flaherty K's 6 in 5 frames

Jack Flaherty strikes out six batters in five innings, only allowing two runs in his Game 1 start of the doubleheader



Dansby Swanson's go-ahead



WATCH. CREATE. SHARE.



30+ filters
3 million videos
Create your own reel

Start creating

Search our vast video library, create your own reels and share using #MLBFilmRoom. We just might use your video in our stories.



FOLLOW MLB



MLB COMMUNITY



Explore our initiatives and get involved in your own community.

- Honoring the Life of Roberto Clemente
- Boys & Girls Clubs of America
- Stand Up to Cancer
- Breaking Barriers ... in Sports, in Life
- Baseball Assistance Team



Sign up for MLB Newsletters

If it's connected.

URL:

<https://www.mlb.com>

Home Page:

Clicking the [Film Room logo](#), [Video](#), [Video title](#), or [Start Creating Button](#) will redirect the user to the [MLB Home Video Page](#).

MLB Home Video Page - Default View - Top Of Page - LG/XL

The screenshot shows the MLB Home Video Page. At the top, there is a navigation bar with links for NEWS, VIDEO, SCORES, STATS, STANDINGS, SCHEDULE, PLAYERS, PLAY BALL, FANS, FANTASY, and APPS. Below this is a search bar and a 'FILM ROOM' logo. The main content area is titled 'Introducing MLB Film Room' and features a 'Most Popular' section with a grid of video cards. Each card includes a video thumbnail, a title, and a timestamp. The cards are:

- Jacob Nottingham hits a 2-run home run to left-center (0:44)
- Jedd Gyorko hits a solo home run to right field (0:28)
- Avisail García lines a two-run double to left field (0:22)
- Luis Urías lines an RBI double to left field (0:28)
- Luis Clemente talks father's legacy on MLB Central (11:32)
- Mike Elias talks Orioles' playoff push on High Heat (6:45)
- Steve Blass joins High Heat to talk Roberto Clemente (8:07)
- Shelton talks Roberto Clemente Day on MLB Central (6:12)

URL:

<https://www.mlb.com/video>

Home Page Tracking:

Track page load

Default Topic:

Most Popular

Notification container:

A customizable notification is displayed below the Subnav menu.

The user has the option to dismiss the notification.

If the user dismisses the notification, then the notification will not come back unless the user clears out his/her browser's local storage.

The notification container may not show on certain topic id pages.

Notification container Tracking:

Dismiss

Show

Video Card Items:

Each Video Card item is clickable.

On click, the user is redirected to the MLB Playback Video Page.

Each Video Card item has an options menu.

Video Card Items Tracking:

Clicking Video Card item

Clicking Video Card item options

Clicking Add to Reel/Remove From Reel option within Video Card item options

Clicking Share this video option within Video Card item options

MLB Home Video Page - Default View - Bottom Of Page - LG/XL

The screenshot displays the MLB Home Video Page in a dark theme. At the top, there's a navigation bar with 'Channels' and 'Search' on the left, and 'FILMROOM POWERED BY Google Cloud' and 'Reels' on the right. The main content area features a grid of eight video cards, each with a thumbnail image, a title, and a date. The cards are: 1. 'The Pirates show late life in comeback win' (September 9, 2020), 2. 'Cardinals memorialize Lou Brock at Busch Stadium' (September 8, 2020), 3. 'Sixto Sánchez fans six in six scoreless innings' (September 9, 2020), 4. 'The Royals come back to beat the Indians' (September 8, 2020), 5. 'Javier Báez scores third run of the game for the Cubs' (September 8, 2020), 6. 'Francisco Lindor smashes a two-run home run' (September 8, 2020), 7. 'Darin Ruf drills a go-ahead pinch-hit solo home run' (September 9, 2020), and 8. 'Matt Olson belts a three-run home run to right field' (September 8, 2020). A 'See More' button is centered below the grid. At the bottom, there's a footer with navigation links: 'OFFICIAL INFORMATION', 'HELP/CONTACT US', 'MORE MLB SITES & AFFILIATES', and 'CAREERS'. Below these are logos for MLB and BOYS & GIRLS CLUBS OF AMERICA, along with links for 'Terms of Use', 'Privacy Policy', 'Legal Notices', 'Contact Us', and 'Do Not Sell My Personal Data'. A 'Cookie Settings' button is also present. Social media icons for Facebook, Twitter, and Instagram are shown under 'CONNECT WITH MLB'. The copyright notice at the bottom reads '© 2020 MLB Advanced Media, LP. All rights reserved.'

URL:

<https://www.mlb.com/video>

Home Page Tracking:

Track page load

Default Topic:

Most Popular

Video Card Items:

Each Video Card item is clickable.

On click, the user is redirected to the [MLB Playback Video Page](#).

Each [Video Card](#) item has an options menu.

Video Card Items Tracking:

Clicking [Video Card](#) item

Clicking [Video Card](#) item options

Clicking [Add to Reel/Remove From Reel](#) option within [Video Card](#) item options

Clicking [Share this video](#) option within [Video Card](#) item options

See More Button:

Clicking the [See More](#) button will load more [Video Card](#) items if they are available.

If no more items are available, then the [See More](#) button is not displayed.

See More Button Tracking:

Clicking [See More](#) Button

MLB Home Video Page - Default View - Top Of Page - MD

The screenshot shows the MLB Home Video page in a browser. The browser address bar displays 'mlb.com/video'. The page header includes navigation links for VIDEO, SCORES, and STATS, along with the MLB logo and a user profile icon. Below the header is the 'FILM ROOM' logo, powered by Google Cloud. A search bar and 'Channels' link are on the left, and a 'Reels' link with a 'NEW' badge is on the right. A large promotional banner for 'Introducing MLB Film Room' features the tagline 'Watch. Create. Share. The best way to binge baseball.' and three main actions: Search (with 30+ filters), Create (highlight reels), and Share (embed, tweet). Below the banner is a 'Most Popular' section with a 'Video Search' button. Six video thumbnails are displayed in a 2x3 grid, each with a title, date (September 9, 2020), and duration. The thumbnails show various baseball highlights: Luis Urías hitting a double, Christian Yelich hitting an RBI double, Jacob Nottingham hitting a home run, and other game action.

Major League Baseball Video | M x +

mlb.com/video

Incognito

VIDEO SCORES STATS

FILM ROOM
POWERED BY Google Cloud

Channels Search

Reels ^{NEW}

Introducing MLB Film Room

Watch. Create. Share. The best way to binge baseball.

Search
Search millions of videos with 30+ filters.

Create
Create highlight reels to tell your story.

Share
Share, embed, or tweet to your friends & frenemies.

Most Popular

Video Search

Luis Urías hits a bases-clearing double to left field
September 9, 2020 0:31

Christian Yelich lines an RBI double to right-center
September 9, 2020 0:36

Jacob Nottingham hits a 2-run home run to left-center
September 9, 2020 0:44

URL:

<https://www.mlb.com/video>

Home Page Tracking:

Track page load

Default Topic:

Most Popular

Notification container:

A customizable notification is displayed below the Subnav menu.

The user has the option to dismiss the notification.

If the user dismisses the notification, then the notification will not come back unless the user clears out his/her browser's local storage.

The notification container may not show on certain topic id pages.

Notification container Tracking:

Dismiss

Show

Video Search Button:

Displays the Video Search filters modal on XS/SM/MD Screen Sizes.

Button is not displayed on LG/XL Screen Sizes.

Video Search Button Tracking:

Clicking Video Search Button

Video Card Items:

Each Video Card item is clickable.

On click, the user is redirected to the MLB Playback Video Page.

Each Video Card item has an options menu.

Video Card Items Tracking:

Clicking Video Card item

Clicking Video Card item options

Clicking Add to Reel/Remove From Reel option within Video Card item options

Clicking Share this video option within Video Card item options

MLB Home Video Page - Default View - Bottom Of Page - MD

The screenshot displays the MLB Home Video Page in a browser window. The page features a dark theme and is powered by Google Cloud. At the top, there is a navigation bar with 'Channels', 'Search', and 'Reels' (marked as 'NEW'). The main content area is a grid of six video thumbnails, each with a title, date, and duration. A 'See More' button is centered below the grid. At the bottom, there are four menu items: 'OFFICIAL INFORMATION', 'HELP/CONTACT US', 'MORE MLB SITES & AFFILIATES', and 'CAREERS'. The footer includes the MLB logo, Boys & Girls Clubs of America logo, and various legal notices and social media links.

Major League Baseball Video | MLB.com

mlb.com/video

FILM ROOM
POWERED BY Google Cloud

Channels Search Reels ^{NEW}

The Pirates show late life in comeback win
September 9, 2020 1:32

Cardinals memorialize Lou Brock at Busch Stadium
September 8, 2020 1:01

Sixto Sánchez fans six in six scoreless innings
September 9, 2020 2:10

The Royals come back to beat the Indians
September 8, 2020 2:30

Javier Báez scores third run of the game for the Cubs
September 8, 2020 0:50

Francisco Lindor smashes a two-run home run
September 8, 2020 0:49

See More

OFFICIAL INFORMATION

HELP/CONTACT US

MORE MLB SITES & AFFILIATES

CAREERS

MLB BOYS & GIRLS CLUBS OF AMERICA

Terms of Use Privacy Policy Legal Notices Contact Us Do Not Sell My Personal Data

Cookie Settings

© 2020 MLB Advanced Media, LP. All rights reserved.

CONNECT WITH MLB

f t i

URL:

<https://www.mlb.com/video>

Home Page Tracking:

Track page load

Default Topic:

Most Popular

Video Card Items:

Each Video Card item is clickable.

On click, the user is redirected to the MLB Playback Video Page.

Each Video Card item has an options menu.

Video Card Items Tracking:

Clicking Video Card item

Clicking Video Card item options

Clicking Add to Reel/Remove From Reel option within Video Card item options

Clicking Share this video option within Video Card item options

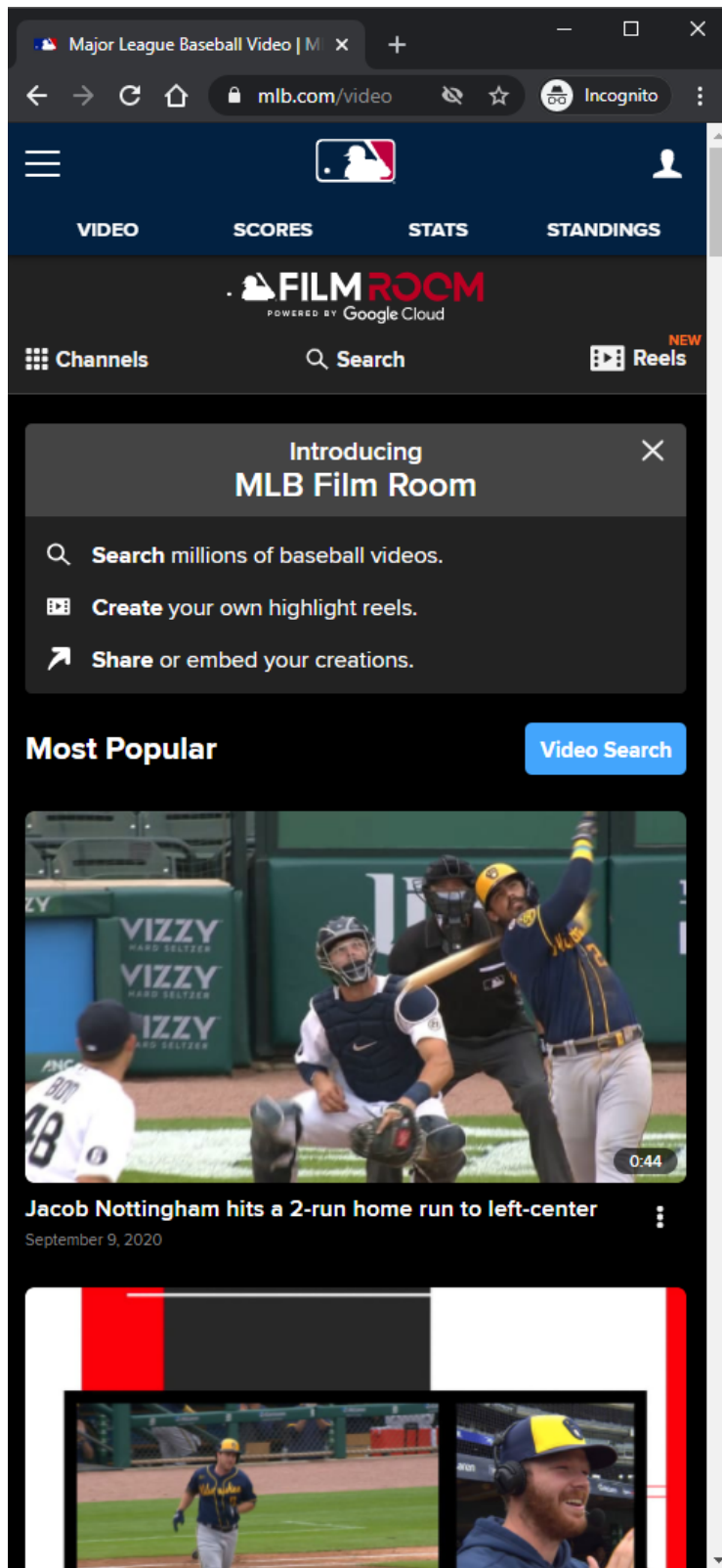
See More Button:

Clicking the See More button will load more Video Card items if they are available.

If no more items are available, then the See More button is not displayed.

See More Button Tracking:

Clicking See More Button



URL:

<https://www.mlb.com/video>

Home Page Tracking:

Track page load

Default Topic:

Most Popular

Notification container:

A customizable notification is displayed below the Subnav menu.

The user has the option to dismiss the notification.

If the user dismisses the notification, then the notification will not come back unless the user clears out his/her browser's local storage.

The notification container may not show on certain topic id pages.

Notification container Tracking:

Dismiss

Show

Video Search Button:

Displays the Video Search filters modal on XS/SM/MD Screen Sizes.

Button is not displayed on LG/XL Screen Sizes.

Video Search Button Tracking:

Clicking Video Search Button

Video Card Items:

Each Video Card item is clickable.

On click, the user is redirected to the MLB Playback Video Page.

Each Video Card item has an options menu.

Video Card Items Tracking:

Clicking Video Card item

Clicking Video Card item options

Clicking Add to Reel/Remove From Reel option within Video Card item options

Clicking Share this video option within Video Card item options

The screenshot displays the MLB Home Video Page in a mobile browser. At the top, the browser address bar shows 'mlb.com/video' in Incognito mode. The page header features the 'FILM ROOM' logo, powered by Google Cloud, with navigation options for 'Channels', 'Search', and 'Reels'. A video player is the central focus, showing a baseball player in a green jersey (number 28) swinging a bat. Below the video, the title 'Matt Olson belts a three-run home run to right field' is displayed, along with the date 'September 8, 2020' and a 'See More' button. A vertical menu on the right side of the page lists 'OFFICIAL INFORMATION', 'HELP/CONTACT US', 'MORE MLB SITES & AFFILIATES', and 'CAREERS'. The footer includes the MLB logo, the Boys & Girls Clubs of America logo, social media icons for Facebook, Twitter, and Instagram, and links for 'Terms of Use', 'Privacy Policy', 'Legal Notices', and 'Contact Us'. A 'Do Not Sell My Personal Data' link and a 'Cookies Settings' button are also present. The copyright notice at the bottom reads '© 2020 MLB Advanced Media, LP. All rights reserved.'

URL:

<https://www.mlb.com/video>

Home Page Tracking:

Track page load

Default Topic:

Most Popular

Video Card Items:

Each Video Card item is clickable.

On click, the user is redirected to the MLB Playback Video Page.

Each Video Card item has an options menu.

Video Card Items Tracking:

Clicking Video Card item

Clicking Video Card item options

Clicking Add to Reel/Remove From Reel option within Video Card item options

Clicking Share this video option within Video Card item options

See More Button:

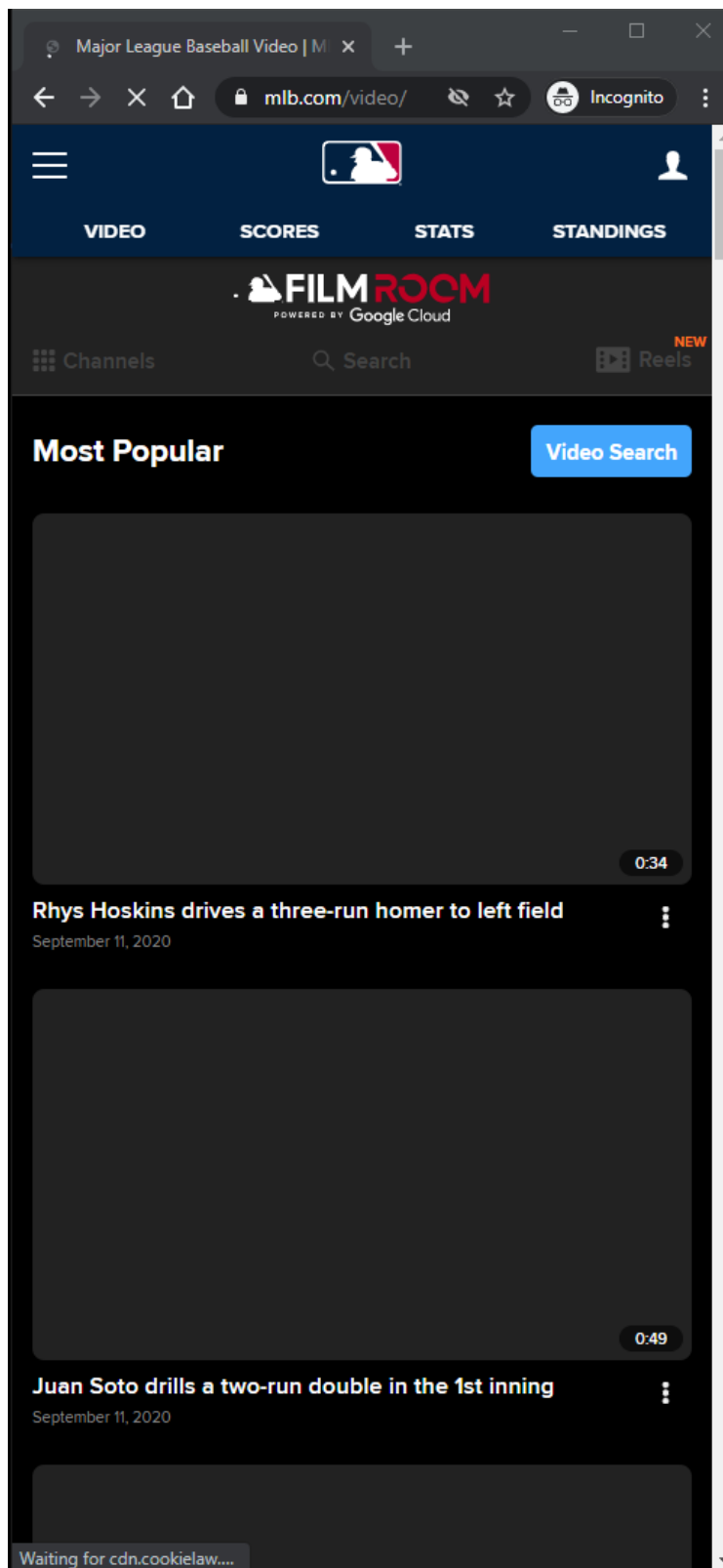
Clicking the See More button will load more Video Card items if they are available.

If no more items are available, then the See More button is not displayed.

See More Button Tracking:

Clicking See More Button

MLB Home Video Page - Default View - Loading



URL:

<https://www.mlb.com/video>

Home Page Tracking:

Track page load

Home Page Loading:

Subnav is disabled

Skeleton is displayed

Default Topic:

Most Popular

Video Card Items:

Each Video Card item is clickable.

On click, the user is redirected to the MLB Playback Video Page.

Video Card Items Tracking:

Clicking Video Card item

MLB Home Video Page - Default View - Video Search - LG/XL

The screenshot shows the MLB Home Video Page in a desktop browser. The navigation bar includes 'NEWS', 'VIDEO', 'SCORES', 'STATS', 'STANDINGS', 'SCHEDULE', 'PLAYERS', 'PLAY BALL', 'FANS', 'FANTASY', and 'APPS'. The 'VIDEO' section is active, showing a search bar and a 'FILM ROOM' section. The main content area displays 'Most Popular' video cards with titles like 'Adam Duvall drives in nine with three-homer game' and 'Brewers record 13 extra-base hits, including 5 homers'. The left sidebar shows a 'Video Search' filter panel with options for 'Players', 'Teams', 'Play', and 'Game', and a list of filter categories like 'Player Name', 'Batter Name', etc.

URL:

<https://www.mlb.com/video>

Video Search filter panel:

This view is always displayed to the user.

This filter panel is the same filter panel component used in MLB Search Video Page - Default View slides.

This filter panel is slightly different because the user is redirected to the MLB Search Video Page with Results after a search is made.

User can perform a quick search for player or team video highlights.

User can perform an advanced search by selecting Players, Teams, Play, and Game filters.

MLB Home Video Page - Default View - Video Search - MD

The screenshot displays the MLB Home Video Page with the Video Search filter panel open. The main page features a navigation bar with 'VIDEO' and 'SCORES' tabs, a 'FILM ROOM' logo powered by Google Cloud, and a search bar. Below the navigation, there are sections for 'Most Popular' and 'Create' (highlight reels). The filter panel on the right is titled 'Video Search' and includes a search input field and a list of filter categories: 'Players', 'Teams', 'Play', and 'Game'. The 'Players' category is selected, showing a list of filters: Player Name, Batter Name, Pitcher Name, Batter Side, Pitcher Hand, Primary Fielder Name, Primary Fielder Position, Runner Name on First, Runner Name on Second, and Runner Name on Third. An 'Apply Filters' button is located at the bottom of the filter panel.

URL:

<https://www.mlb.com/video>

Video Search filter panel:

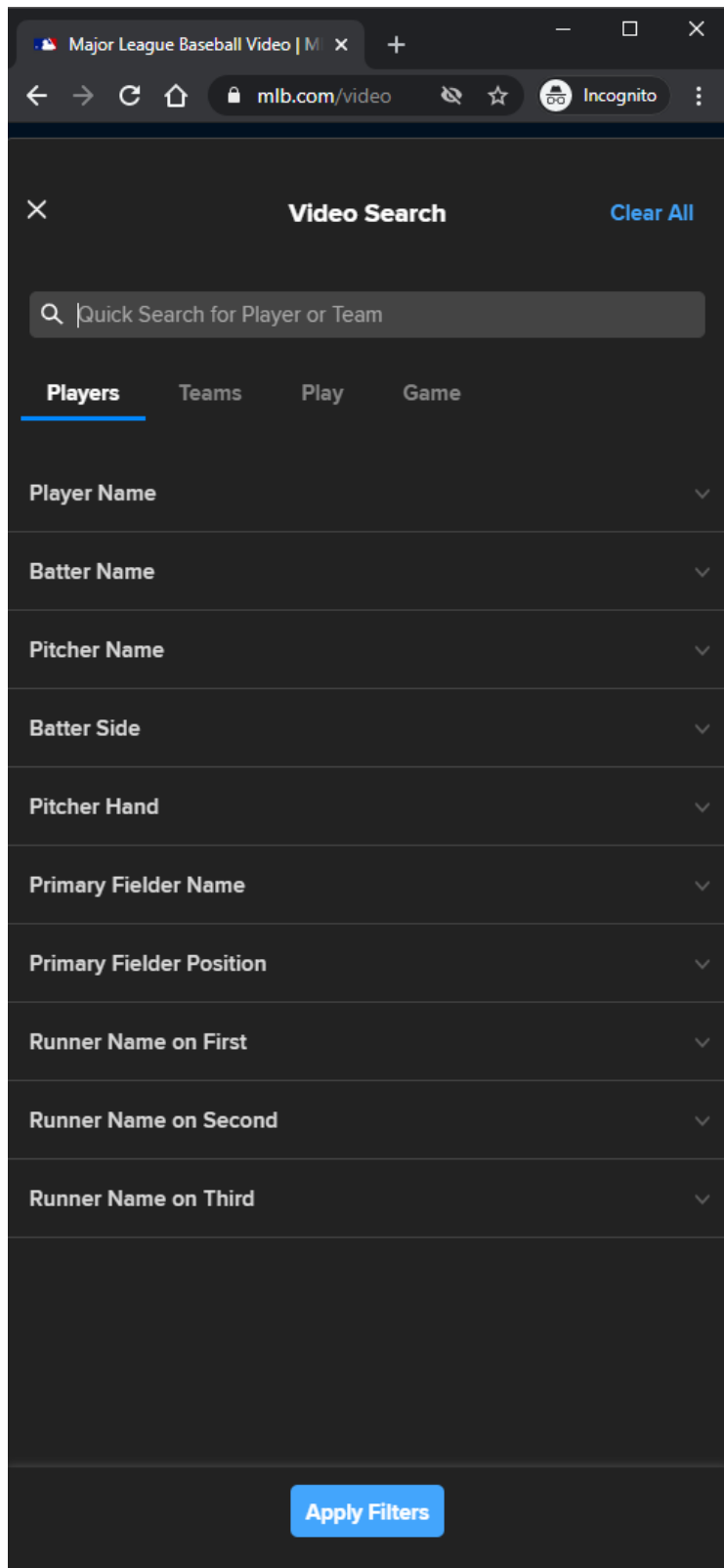
This view is displayed to the user after the user clicks on the Video Search button.

This filter panel is the same filter panel component used in MLB Search Video Page - Default View slides.

This filter panel is slightly different because the user is redirected to the MLB Search Video Page with Results after a search is made.

User can perform a quick search for player or team video highlights.

User can perform an advanced search by selecting Players, Teams, Play, and Game filters.



URL:

<https://www.mlb.com/video>

Video Search filter panel:

This view is displayed to the user on the after the user clicks on the Video Search button.

This filter panel is the same filter panel component used in MLB Search Video Page - Default View slides.

This filter panel is slightly different because the user is redirected to the MLB Search Video Page with Results after a search is made.

User can perform a quick search for player or team video highlights.

User can perform an advanced search by selecting Players, Teams, Play, and Game filters.

MLB Home Video Page - Default View - Video Card Options - MD/LG/XL

The screenshot displays the MLB Home Video Page interface. At the top, there's a navigation bar with 'NEWS', 'VIDEO', 'SCORES', 'STATS', 'STANDINGS', 'SCHEDULE', 'PLAYERS', 'PLAY BALL', 'FANS', 'FANTASY', and 'APPS'. Below this is a search bar and a 'Channels' section. The main content area is titled 'Introducing MLB Film Room' and features a search bar, a 'Create' button, and a 'Share' button. The 'Most Popular' section shows a grid of video cards. Each card includes a video thumbnail, a title, and a date. The video cards are: Luis Urías hits a bases-clearing double to left field (0:31), Christian Yelich lines an RBI double to right-center (0:36), Jacob Nottingham hits a 2-run home run to left-center (0:44), Jedd Gyorko hits a solo home run to right field (0:29), Avisail García lines a two-run double to left field (0:22), Luis Urías lines an RBI double to left field (0:28), Luis Clemente talks father's legacy on MLB Central (11:12), and Mike Elias talks Orioles' playoff push on High Heat (6:45). The page also features a 'Most Popular' section and a 'FILM ROOM' banner.

URL:

<https://www.mlb.com/video>

Video Card Options:

Add To Reel/Remove From Reel

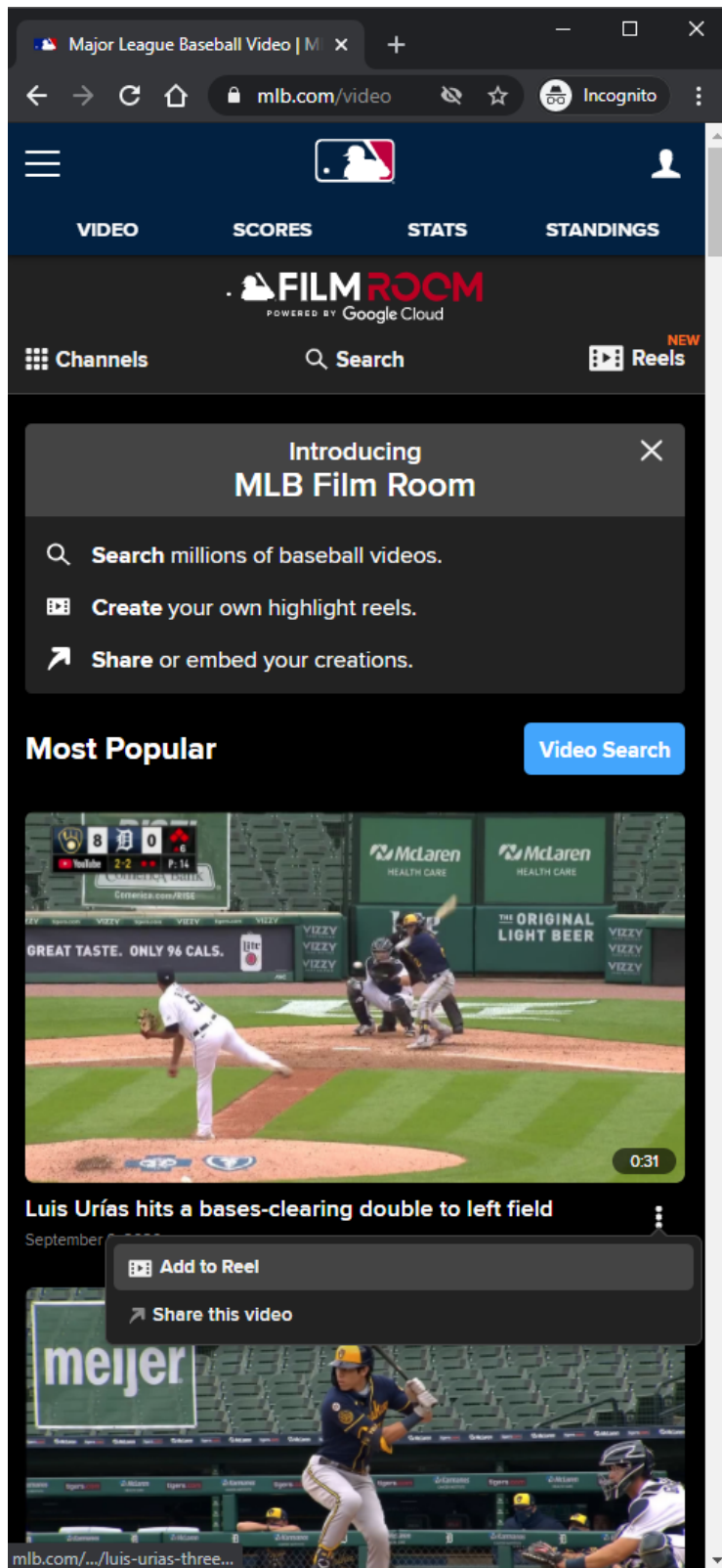
Share this video

Video Card Options Tracking:

Clicking Add to Reel/Remove From Reel option

Clicking Share this video option

MLB Home Video Page - Default View - Video Card Options - XS/SM



URL:

<https://www.mlb.com/video>

Video Card Options:

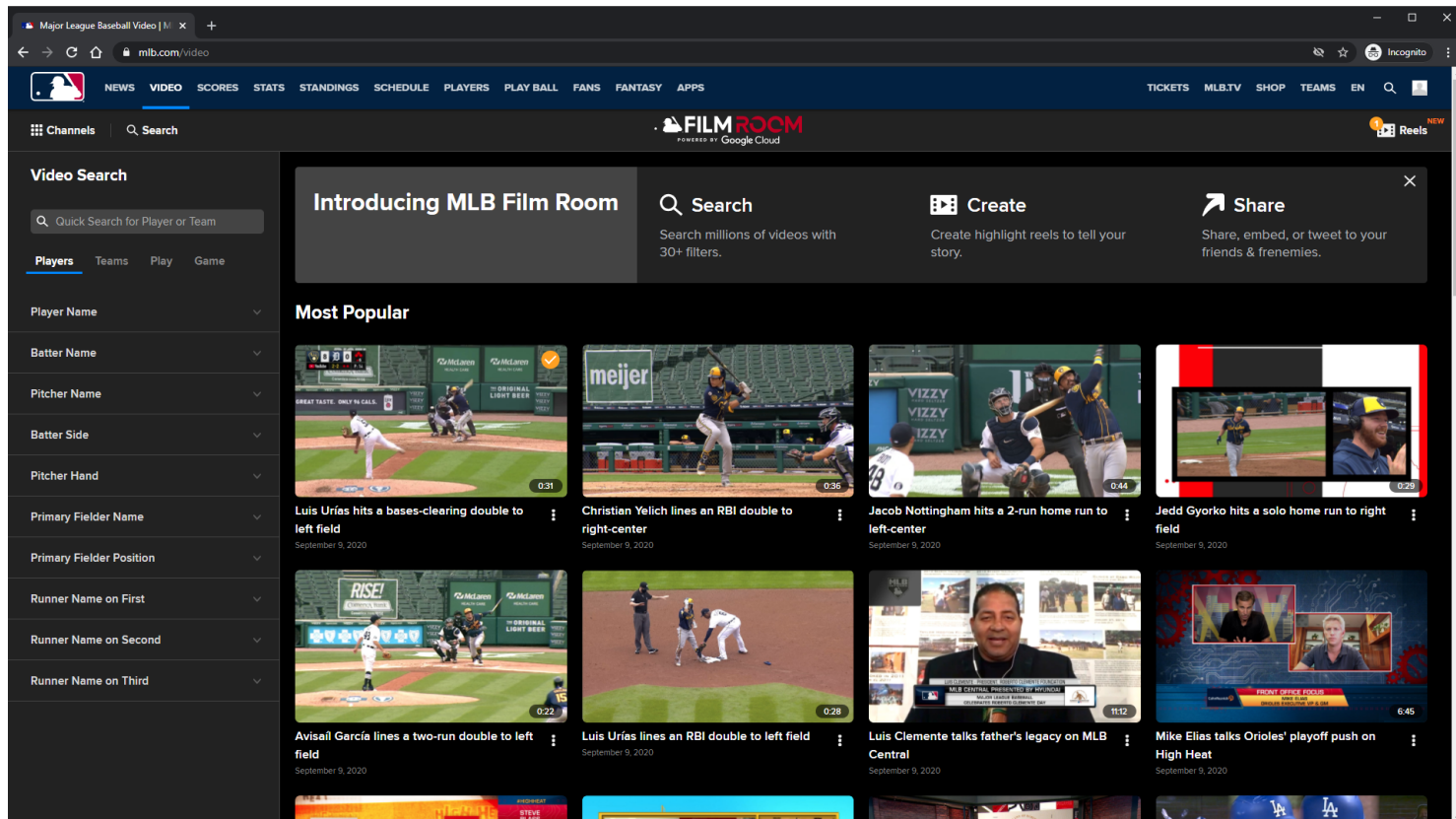
Add To Reel/Remove From Reel
Share this video

Video Card Options Tracking:

Clicking Add to Reel/Remove From Reel option

Clicking Share this video option

MLB Home Video Page - Default View - Adding Video Highlight to Reel Cart - MD/LG/XL



URL:

<https://www.mlb.com/video>

Add To Reel Option:

If the user is not logged in, then he/she is redirected to the MLB Login Page.

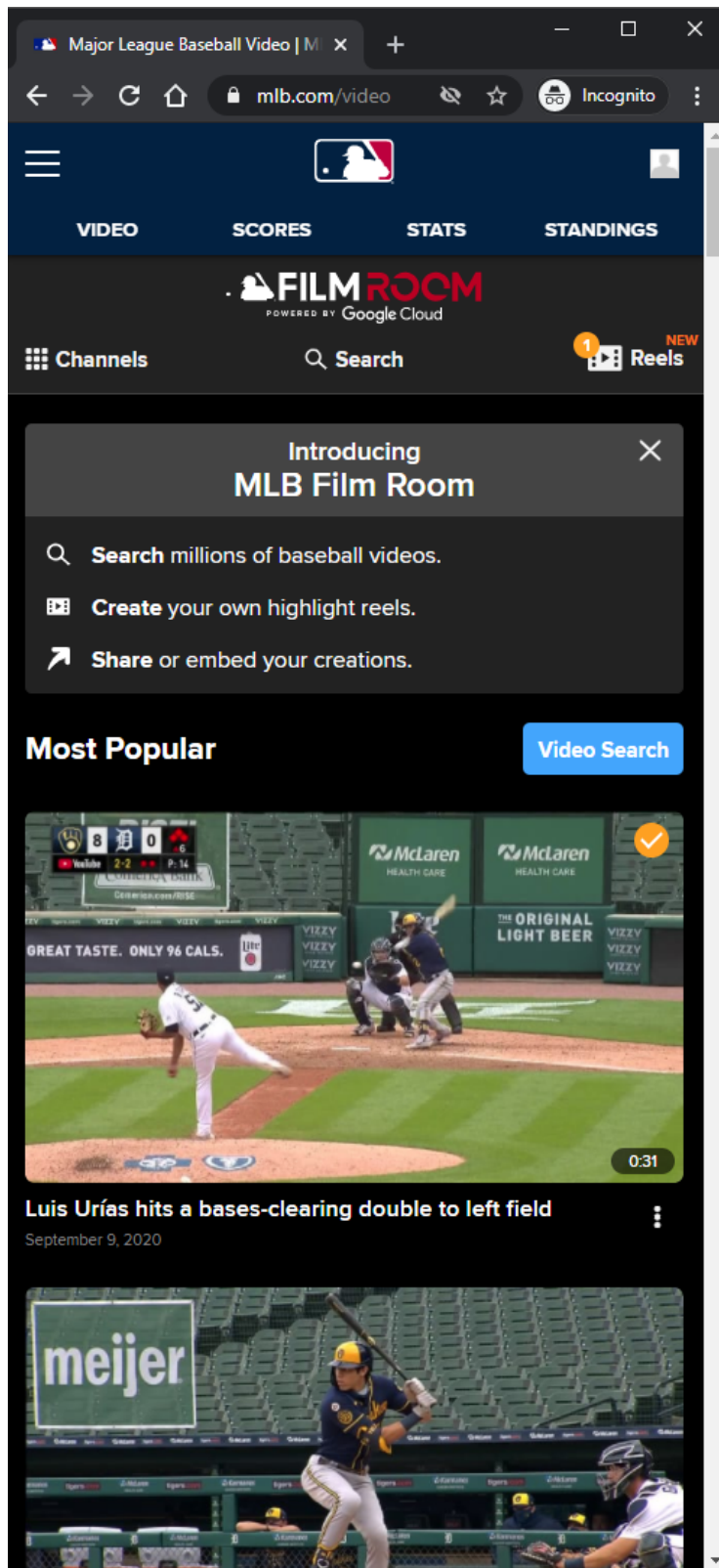
Clicking the Add To Reel option will add the selected video to the Reels cart in the Subnav menu.

If the user adds their 5th reel, then the Reel Cart automatically opens.

Add To Reel Tracking:

Clicking Add to Reel option

MLB Home Video Page - Default View - Adding Video Highlight to Reel Cart - XS/SM



URL:

<https://www.mlb.com/video>

Add To Reel Option:

If the user is not logged in, then he/she is redirected to the [MLB Login Page](#).

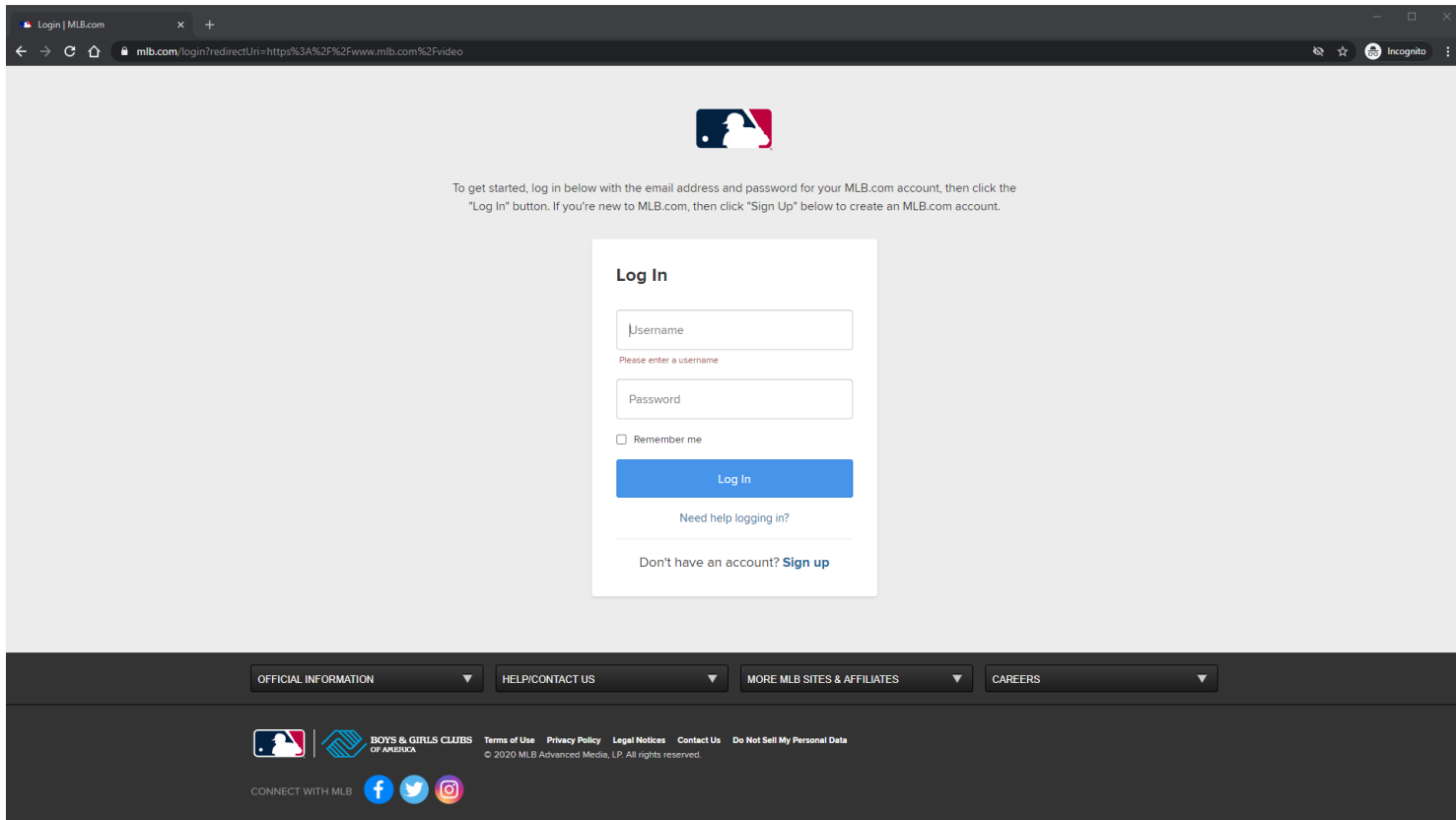
Clicking the [Add To Reel](#) option will add an orange check overlay image to the [Video card](#), and add the selected video to the [Reels cart](#) in the [Subnav](#) menu.

If the user adds their 5th reel, then the [Reel Cart](#) automatically opens.

Add To Reel Tracking:

Clicking [Add to Reel](#) option

MLB Home Video Page - Default View - Adding Video Highlight to Reel Cart - Not Logged In - MD/LG/XL



URL:

<https://www.mlb.com/video>

Add To Reel Option:

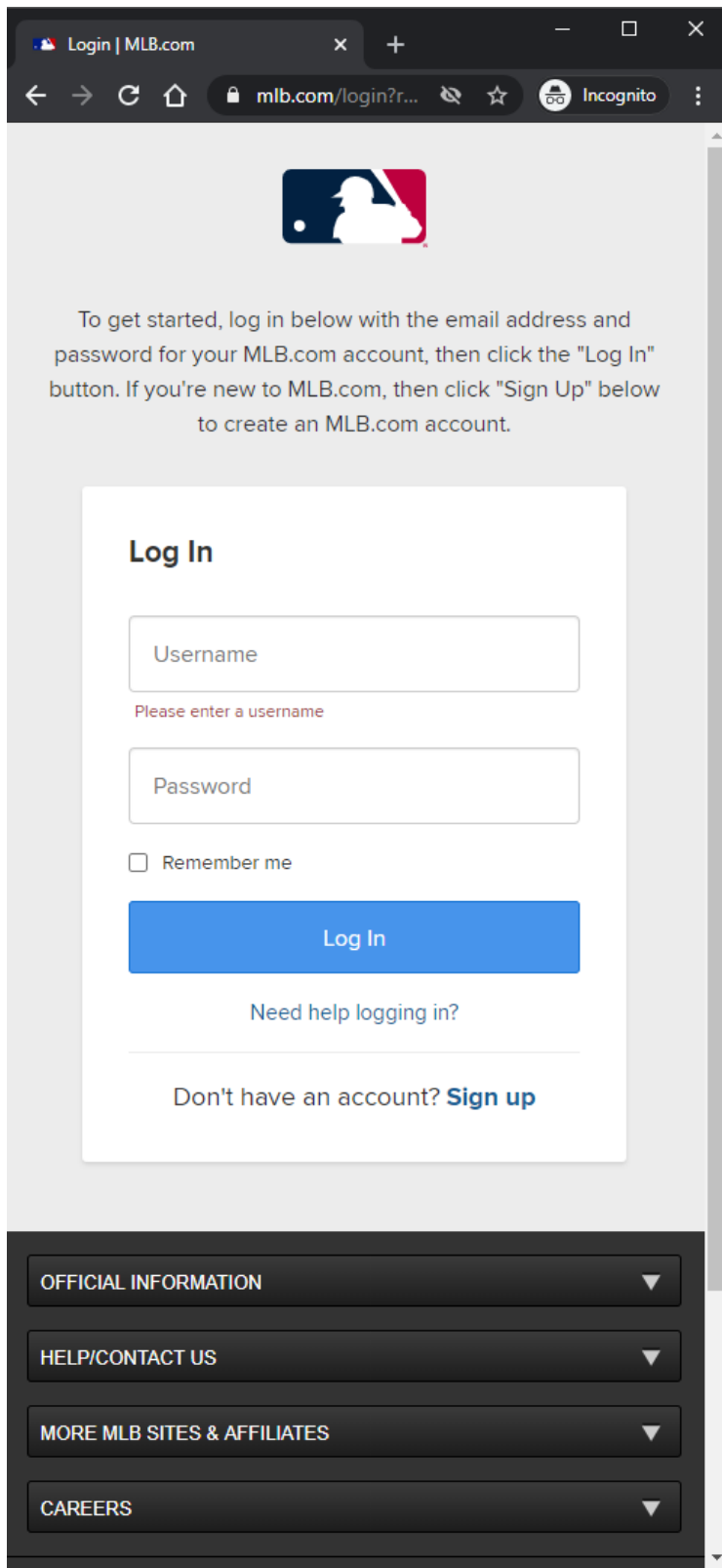
If the user is not logged in, then he/she is redirected to the [MLB Login Page](#).

After the user logs in or signs up, he/she is redirected back to the page he/she came from.

Add To Reel Tracking:

Clicking [Add to Reel](#) option

MLB Home Video Page - Default View - Adding Video Highlight to Reel Cart - Not Logged In - XS/SM



URL:

<https://www.mlb.com/video>

Add To Reel Option:

If the user is not logged in, then he/she is redirected to the [MLB Login Page](#).

After the user logs in or signs up, he/she is redirected back to the page he/she came from.

Add To Reel Tracking:

Clicking [Add to Reel](#) option

MLB Home Video Page - Default View - Removing Video Highlight From Reel Cart - MD/LG/XL

The screenshot shows the MLB Home Video Page. The page features a navigation bar with links for NEWS, VIDEO, SCORES, STATS, STANDINGS, SCHEDULE, PLAYERS, PLAY BALL, FANS, FANTASY, and APPS. Below the navigation bar is a search bar and a 'Channels' section. The main content area is titled 'Introducing MLB Film Room' and includes a search bar, a 'Create' button, and a 'Share' button. The 'Most Popular' section displays a grid of video cards. One video card, 'Luis Urías hits a bases-left field', has an orange checkmark overlay with the text 'Remove From Reel' and 'Share this video'. The video card also shows the player's name, position, and the date of the video.

URL:

<https://www.mlb.com/video>

Remove From Reel Option:

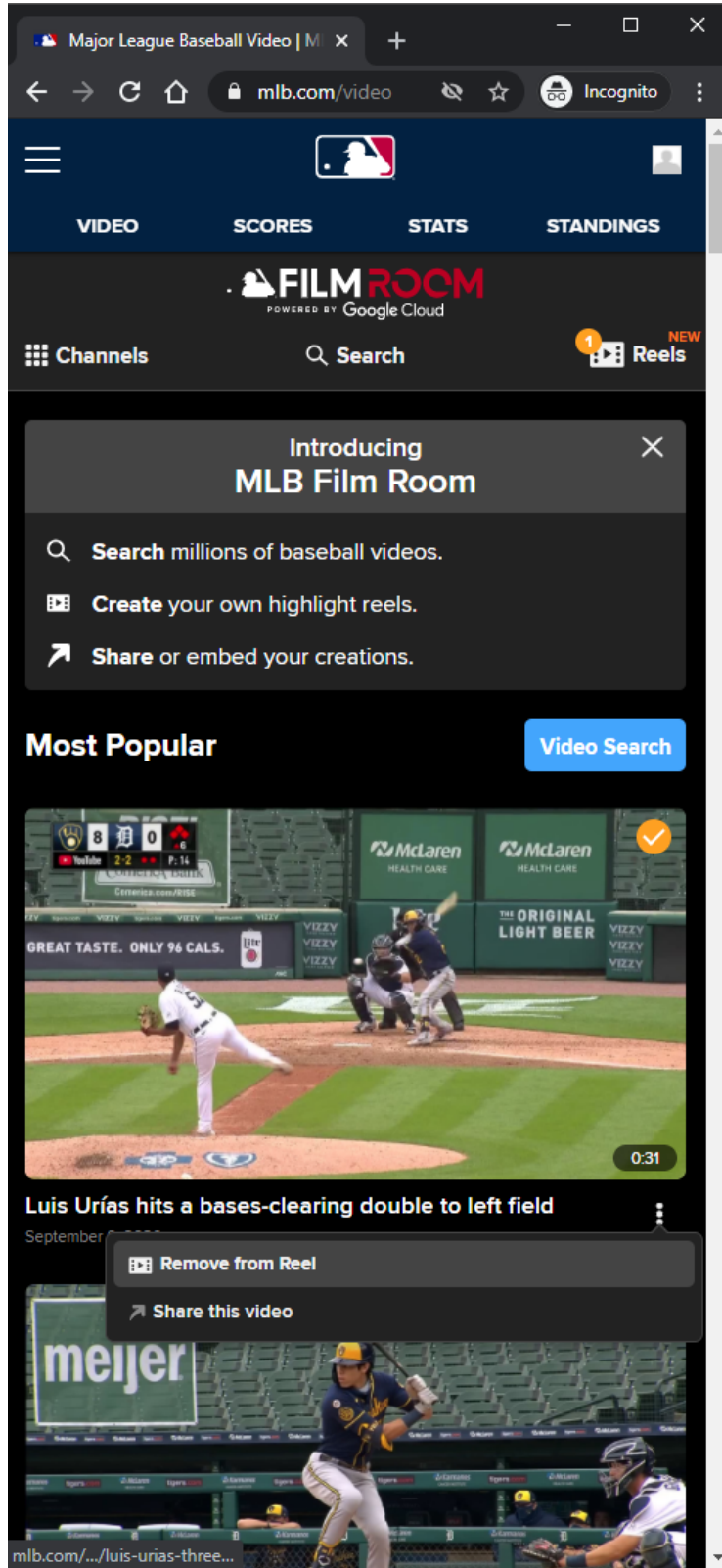
[Remove From Reel](#) option is displayed when viewing [Video Card](#) options of a reel that was already added to the [Reels cart](#) in the [Subnav](#) menu.

Clicking the [Remove From Reel](#) option will remove the orange check overlay image from the [Video Card](#), and remove the selected video from the [Reels cart](#) in the [Subnav](#) menu.

Remove From Reel Tracking:

Clicking [Remove From Reel](#) option

MLB Home Video Page - Default View - Removing Video Highlight From Reel Cart - XS/SM



URL:

<https://www.mlb.com/video>

Remove From Reel Option:

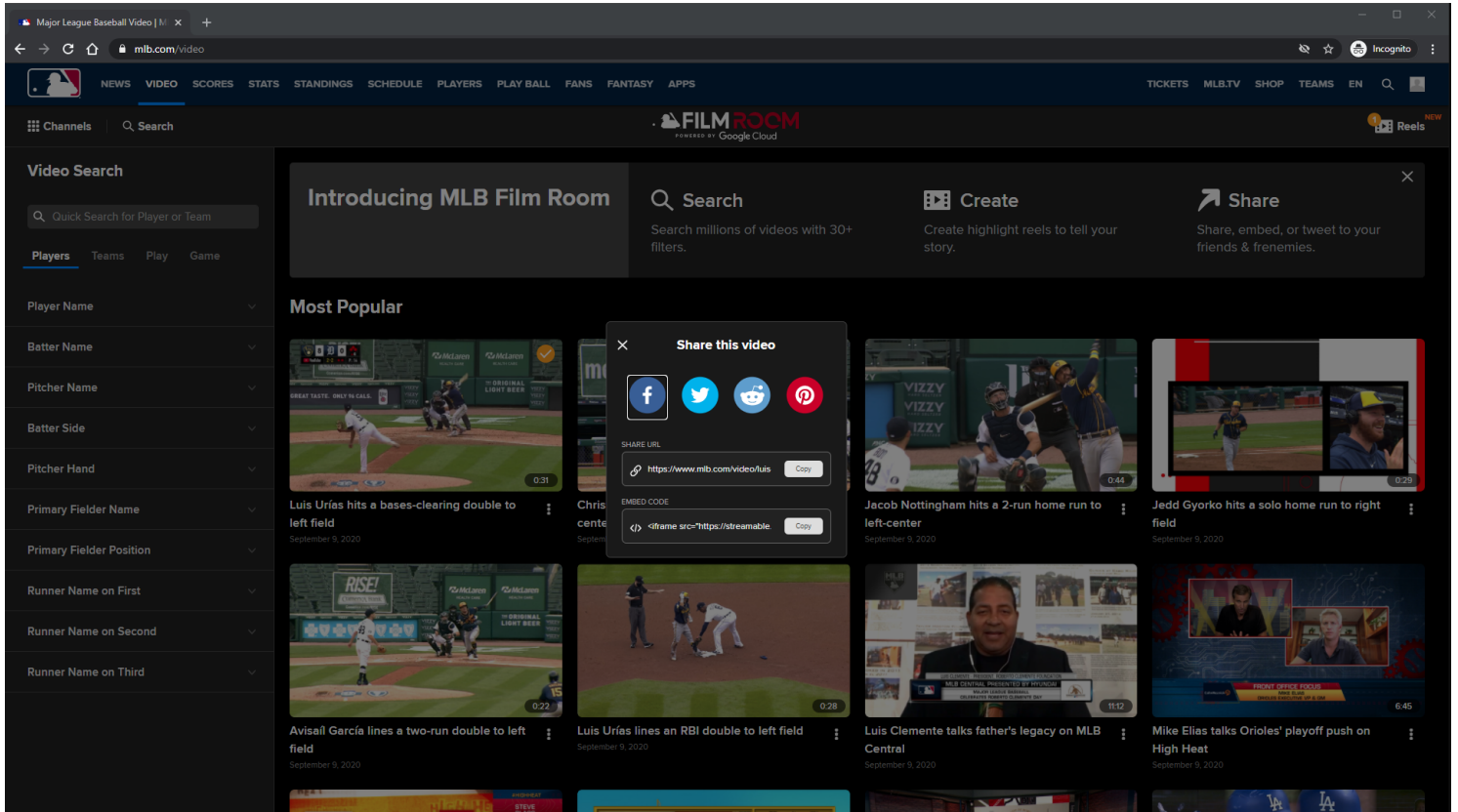
Remove From Reel option is displayed when viewing Video Card options of a reel that was already added to the Reels cart in the Subnav menu.

Clicking the Remove From Reel option will remove the orange check overlay image from the Video Card, and remove the selected video from the Reels cart in the Subnav menu.

Remove From Reel Tracking:

Clicking Remove From Reel option

MLB Home Video Page - Default View - Share Modal - MD/LG/XL



URL:

<https://www.mlb.com/video>

Share This Video Modal:

Clicking the Share this video option / Share button will display the Share modal.

When Share modal is opened, video will be paused if it is playing on the page.

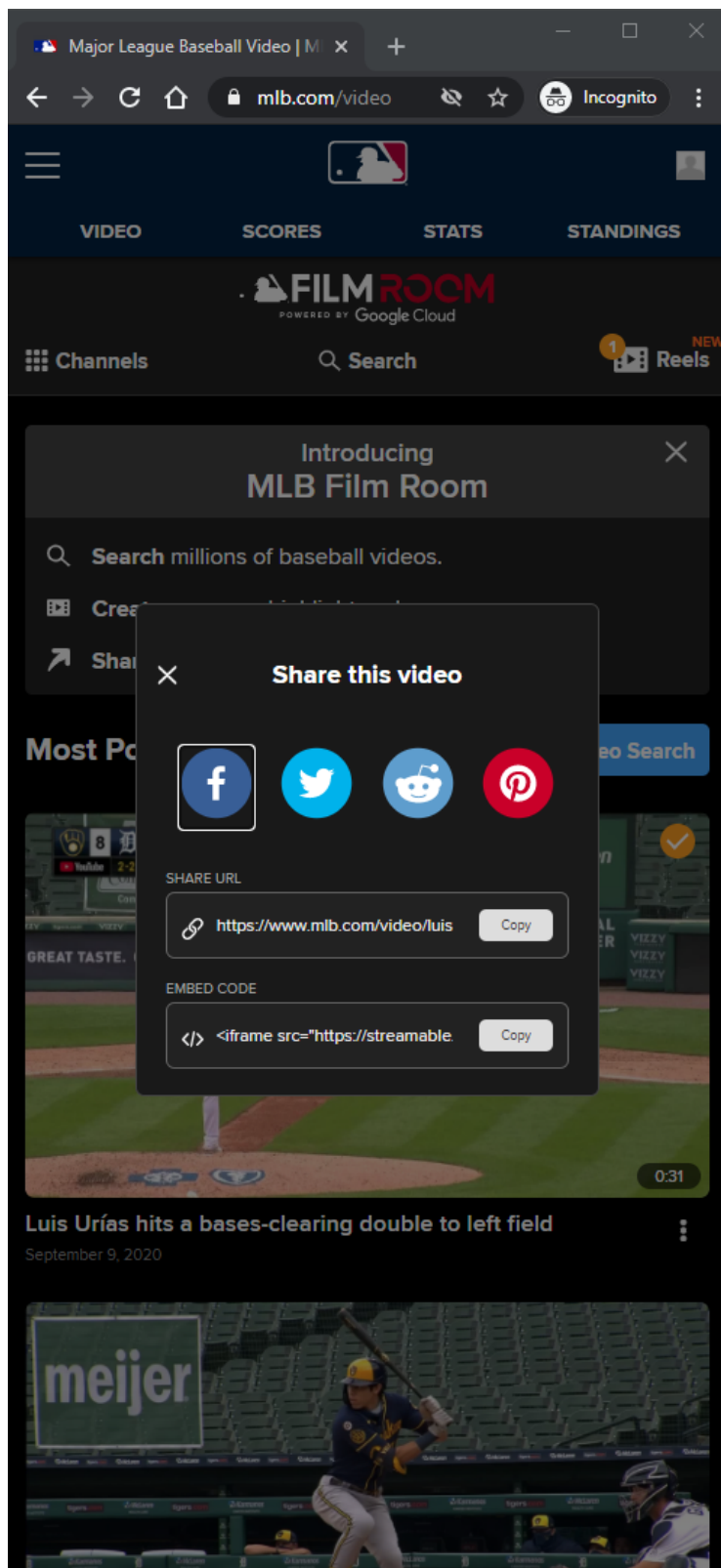
When Share modal is closed, video will be resumed if it was paused by the Share modal.

Share This Video Modal Tracking:

Clicking Share This Video option / Share button.

Clicking any of the Share icons/fields.

MLB Home Video Page - Default View - Share Modal - XS/SM



URL:

<https://www.mlb.com/video>

Share This Video Modal:

Clicking the Share this video option / Share button will display the Share modal.

When Share modal is opened, video will be paused if it is playing on the page.

When Share modal is closed, video will be resumed if it was paused by the Share modal.

Share This Video Modal Tracking:

Clicking Share This Video option / Share button.

Clicking any of the Share icons/fields.

MLB Home Video Page - Default View - Share Modal - Facebook Share

Post to Facebook - Google Chrome

facebook.com/sharer/sharer.php?u=https%3A%2F%2Fwww.mlb.com%2Fvideo...

Share on Facebook

Share to News Feed or Story

Zack Honig
Awesome!

MLB.COM
Luis Urías' three-run double | 09/09/2020
Luis Urías crushes a bases-clearing double to left field, increasing the...

News Feed Friends

Your Story Friends

Cancel Post to Facebook

URL:

<https://www.mlb.com/video>

Facebook Share Button:

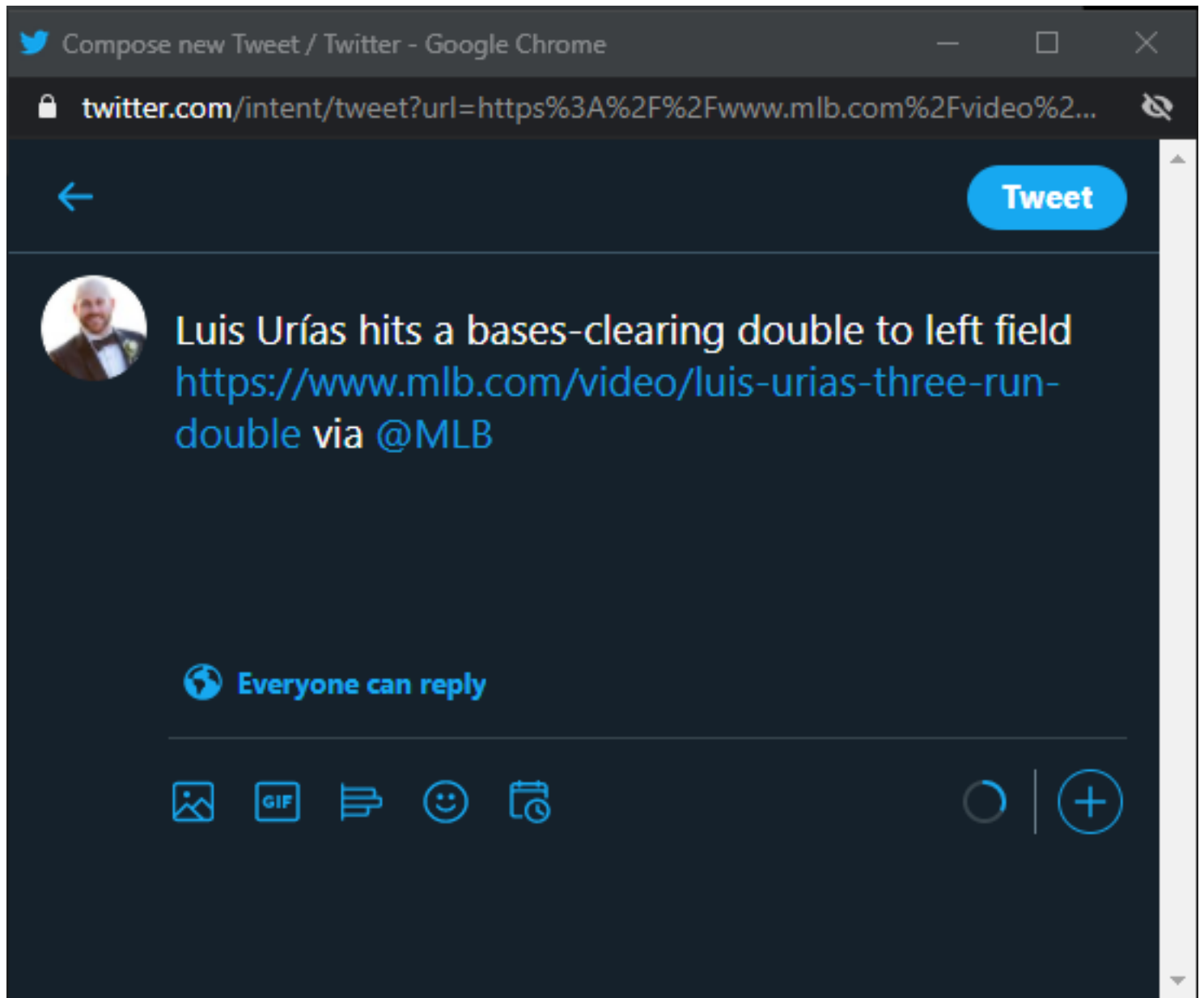
Clicking the Facebook Share Button in the Share modal will open a Facebook share post with the video information in a new window.

If the user is not logged into Facebook, then he/she will be prompted to log in before the share post is displayed.

Facebook Share Button Tracking:

Clicking Facebook Share Button

MLB Home Video Page - Default View - Share Modal - Twitter Share



URL:

<https://www.mlb.com/video>

Twitter Share Button:

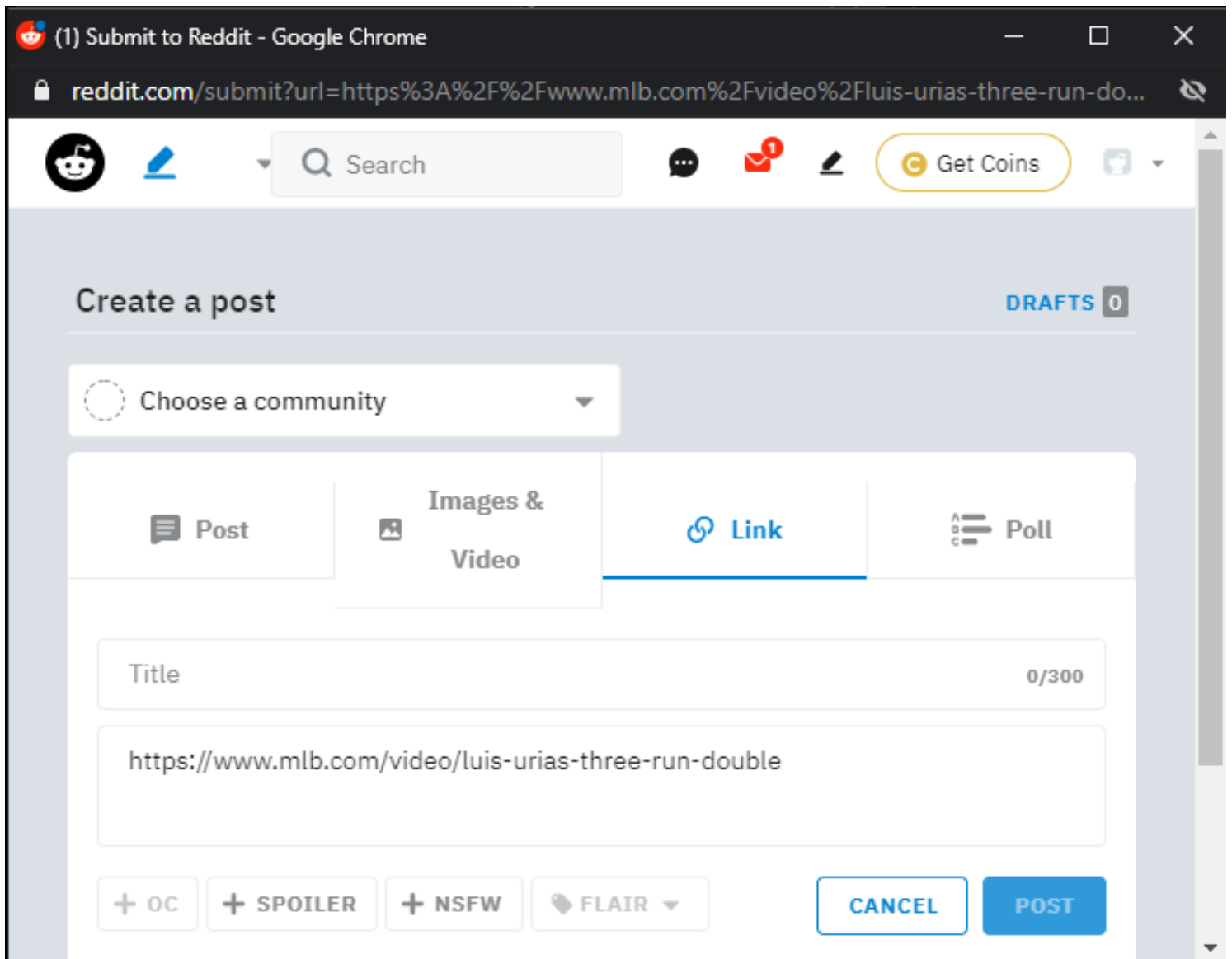
Clicking the Twitter Share Button in the Share modal will open a Twitter share post with the video information in a new window.

If the user is not logged into Twitter, then he/she will be prompted to log in before the share post is displayed.

Twitter Share Button Tracking:

Clicking Twitter Share Button

MLB Home Video Page - Default View - Share Modal - Reddit Share



URL:

<https://www.mlb.com/video>

Reddit Share Button:

Clicking the Reddit Share Button in the Share modal will open a Reddit share post with the video

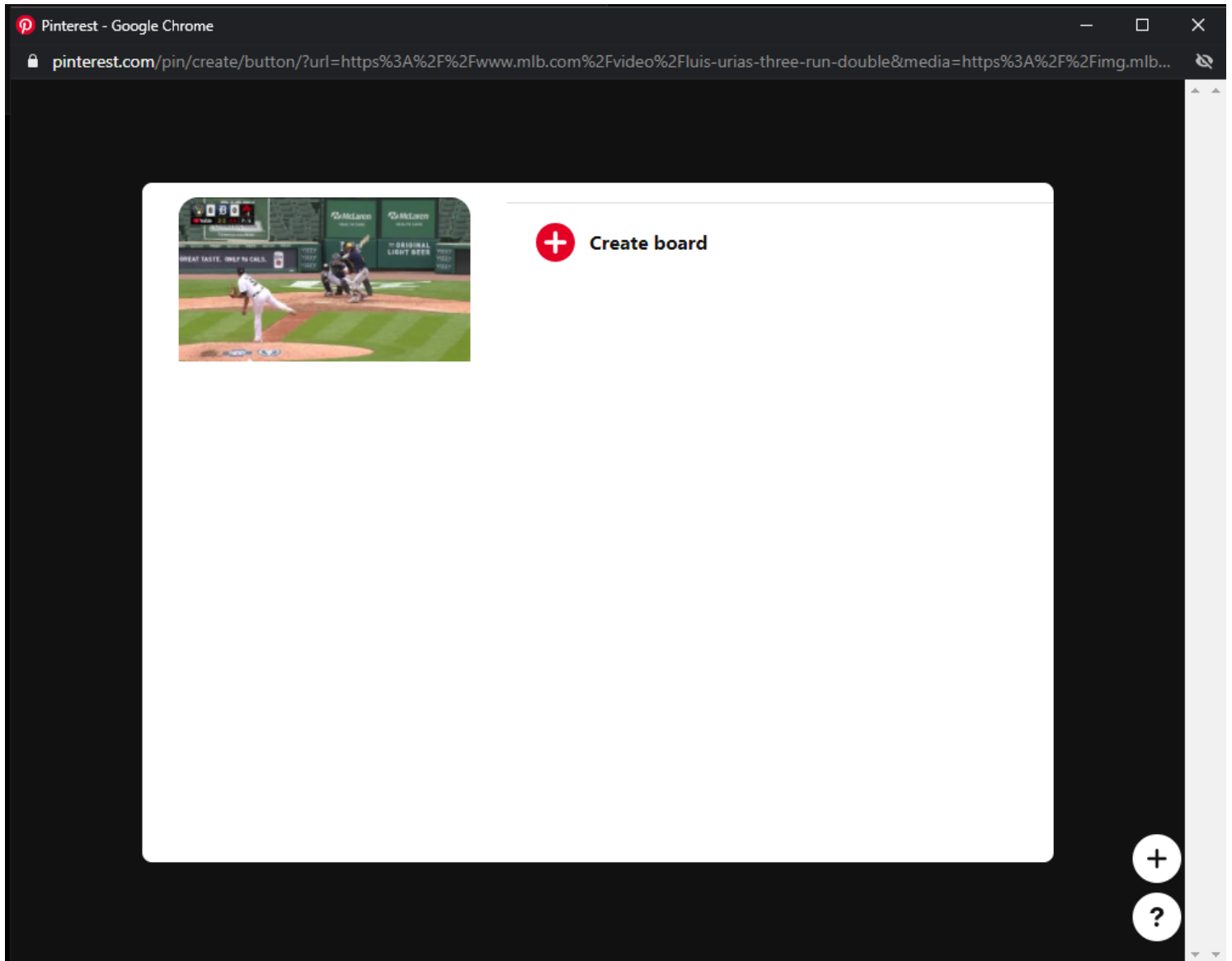
information in a new window.

If the user is not logged into Reddit, then he/she will be prompted to log in before the share post is displayed.

Reddit Share Button Tracking:

Clicking Reddit Share Button

MLB Home Video Page - Default View - Share Modal - Pinterest Share



URL:

<https://www.mlb.com/video>

Pinterest Share Button:

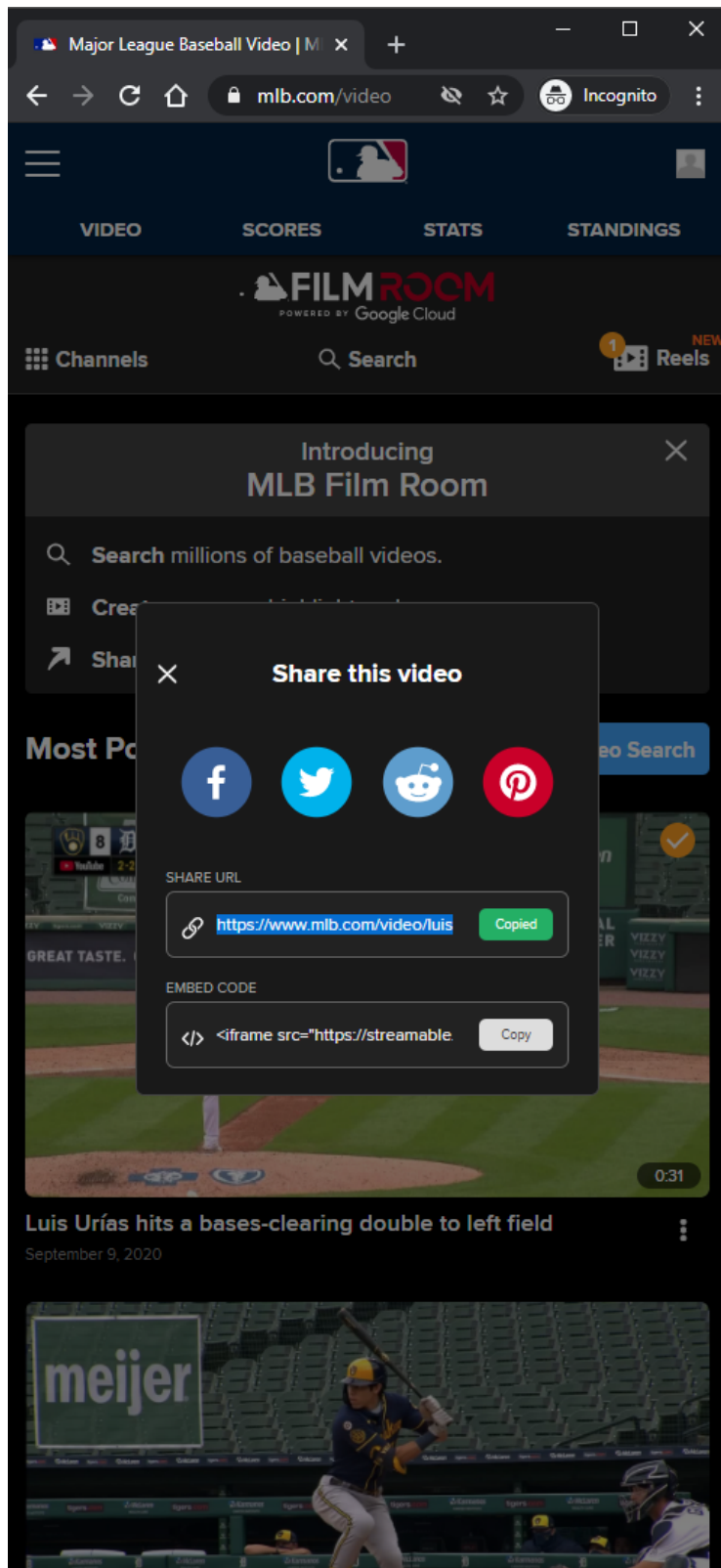
Clicking the Pinterest Share Button in the Share modal will open a Pinterest share post with the video information in a new window.

If the user is not logged into Pinterest, then he/she will be prompted to log in before the share post is displayed.

Pinterest Share Button Tracking:

Clicking Pinterest Share Button

MLB Home Video Page - Default View - Share Modal - Share URL



URL:

<https://www.mlb.com/video>

Share URL Field:

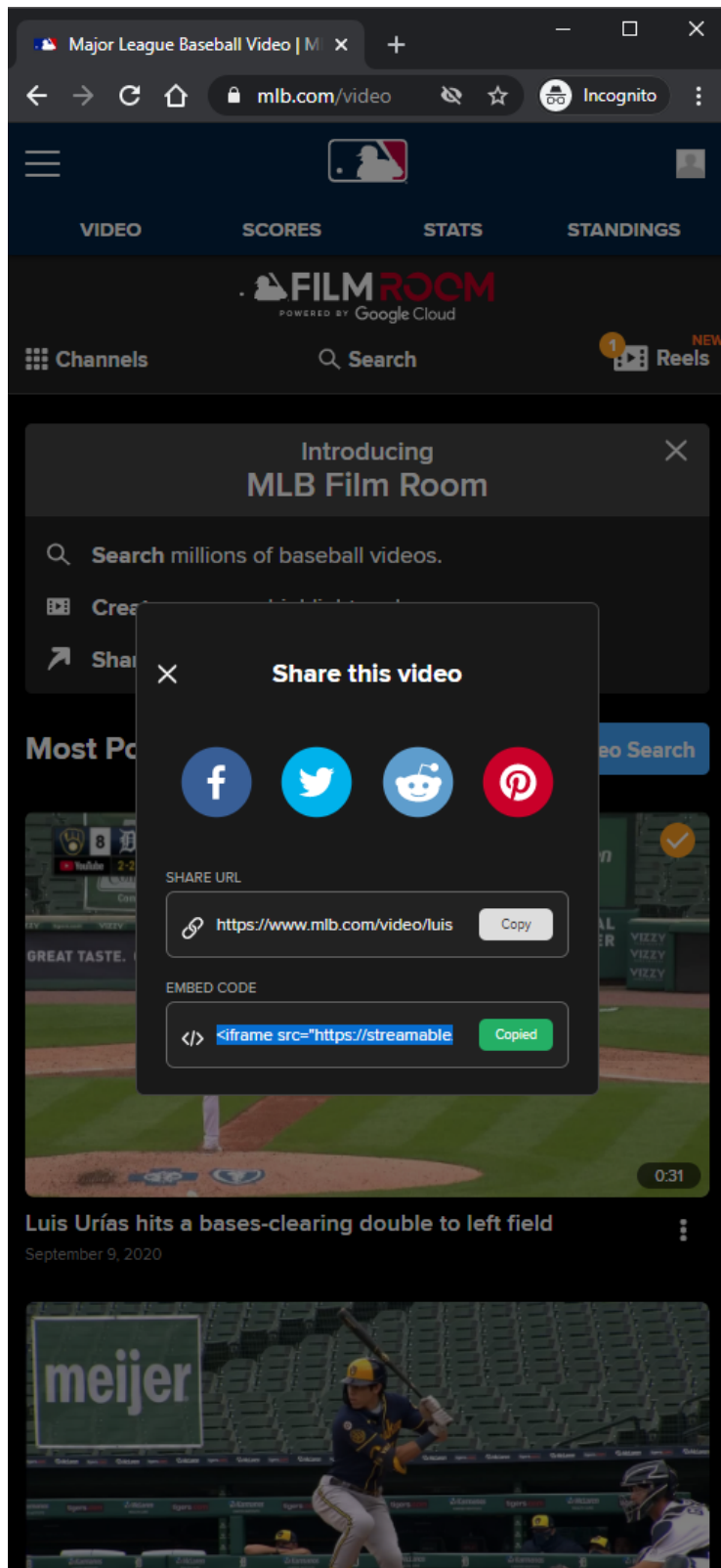
Clicking the Share URL field or the Copy button will copy the URL of the video.

Share URL Tracking:

Clicking the Share URL field

Clicking the Copy button

MLB Home Video Page - Default View - Share Modal - Share Embed Code



URL:

<https://www.mlb.com/video>

Share Embed Code Field:

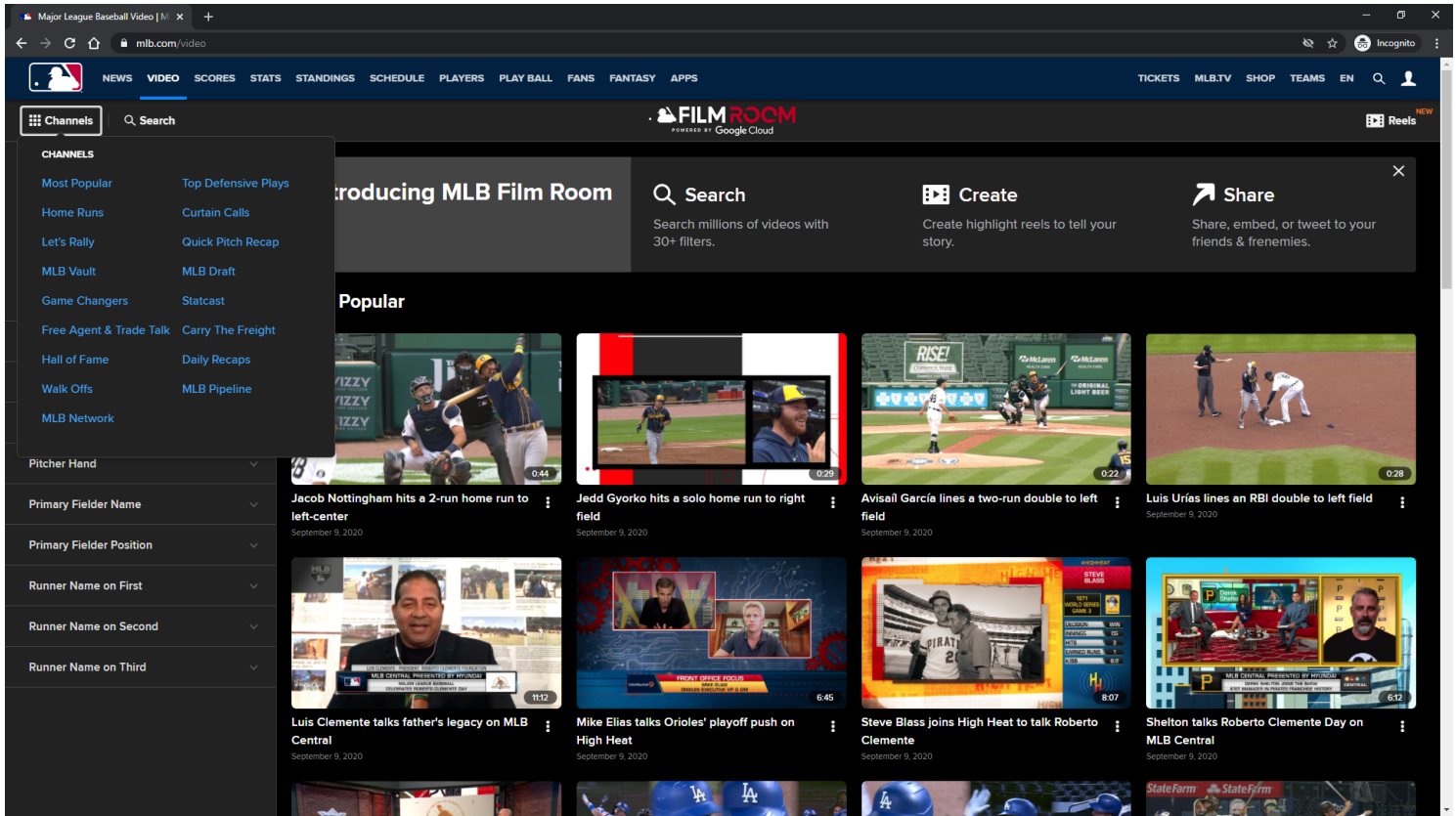
Clicking the Share Embed Code field or the Copy button will copy the URL of the video.

Share Embed Code Tracking:

Clicking the Share Embed Code field

Clicking the Copy button

MLB Home Video Page - Default View - Subnav - List of Channels/Topics - MD/LG/XL



URL:

<https://www.mlb.com/video>

Channels Button:

A list of channels/topics is displayed when the user clicks on the Channels button in the Subnav Menu.

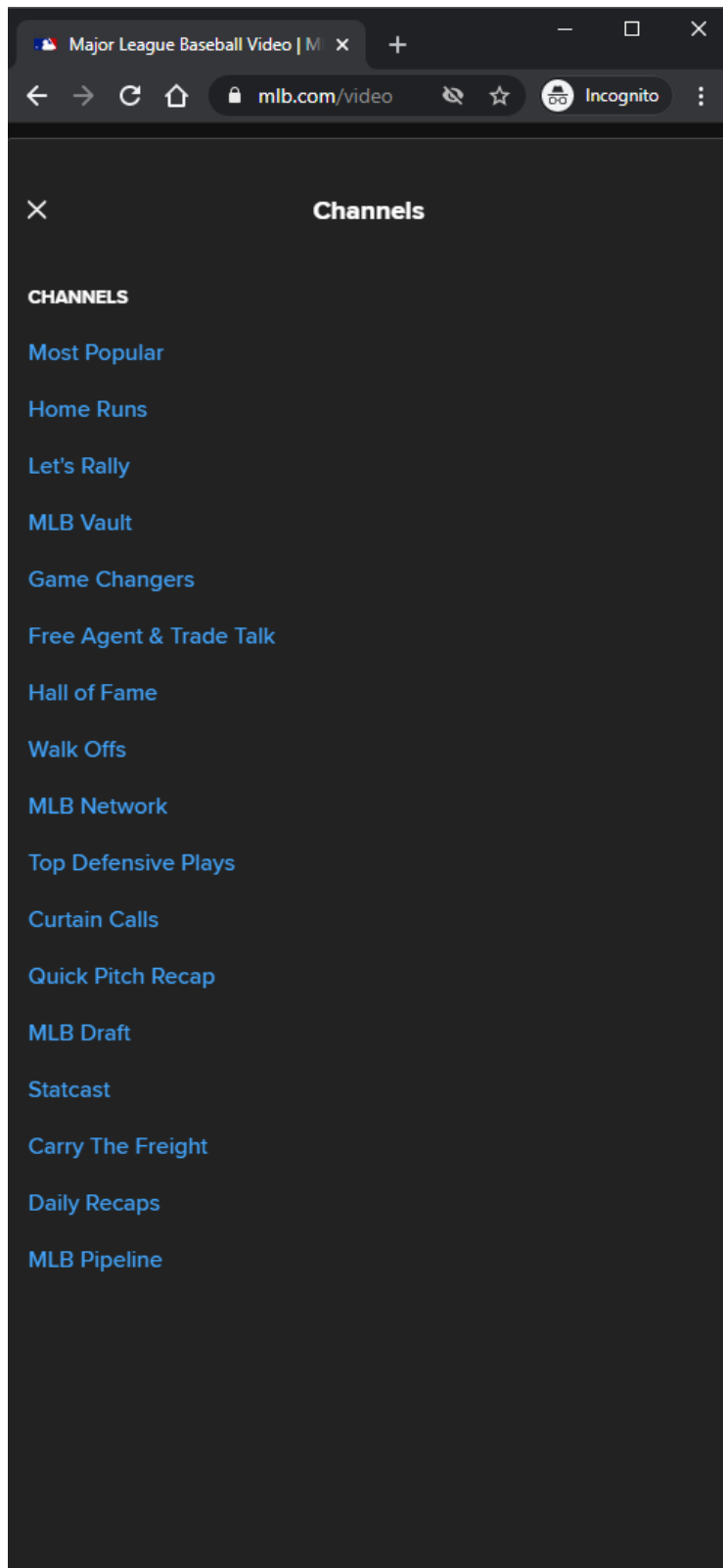
List of channels/topics is controlled by Editorial.

Clicking a channel/topic redirects the user to the MLB Video Topic Page.

Channels Button Tracking:

Clicking the Channels button

Clicking a Channel/Topic



URL:

<https://www.mlb.com/video>

Channels Button:

A list of channels/topics is displayed when the user clicks on the Channels button in the Subnav Menu. List of channels/topics is controlled by Editorial.

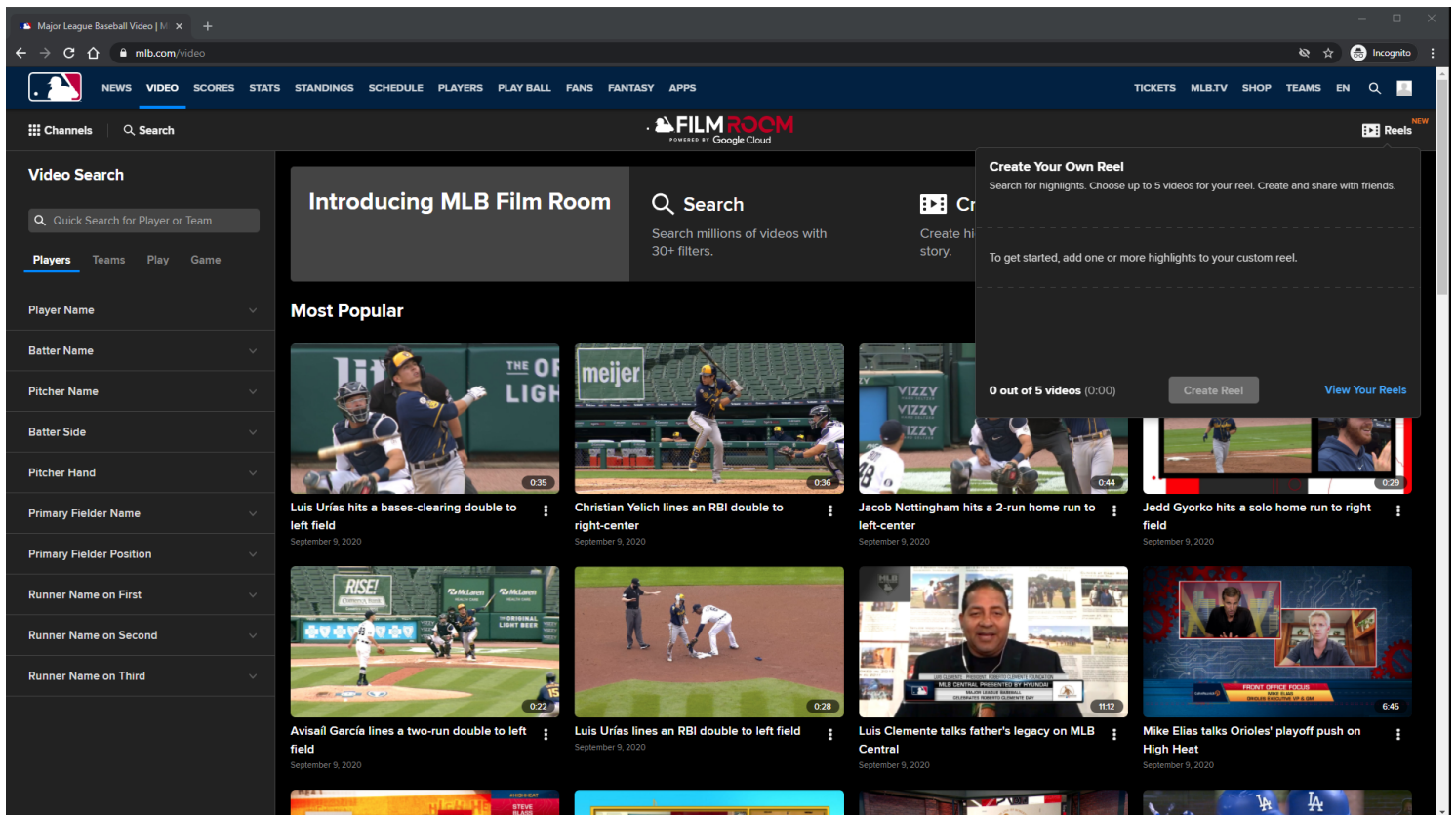
Clicking a channel/topic redirects the user to the MLB Video Topic Page.

Channels Button Tracking:

Clicking the Channels button

Clicking a Channel/Topic

MLB Home Video Page - Default View - Subnav - Empty Reels Cart - MD/LG/XL



URL:

<https://www.mlb.com/video>

Reels Button:

The user's Reel cart is displayed when the user clicks on the Reels button in the Subnav Menu. The screenshot in this slide illustrates a visual of an empty Reel Cart

Reels Button Tracking:

Clicking the Reels button

View Your Reels Link:

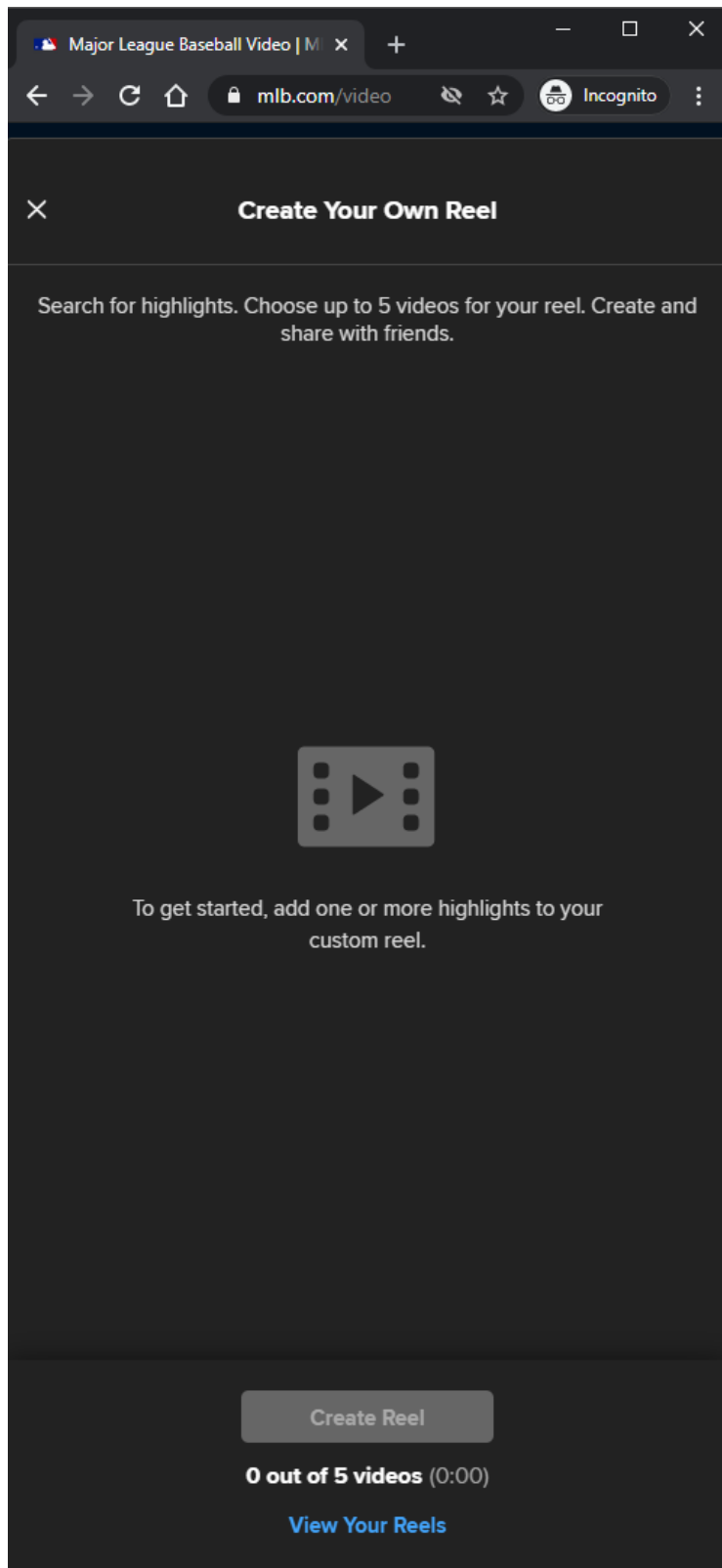
The user is redirected to their My Reels page when he/she clicks on the View Your Reels link. If the user is not logged in, then the View Your Reels link will not be displayed.

View Your Reels Link Tracking:

Clicking the [View Your Reels](#) link

Create Reel Button:

The [Create Reel](#) button is disabled if the [Reel Cart](#) contains no reels.



URL:

<https://www.mlb.com/video>

Reels Button:

The user's Reel cart is displayed when the user clicks on the Reels button in the Subnav Menu. The screenshot in this slide illustrates a visual of an empty Reel Cart

Reels Button Tracking:

Clicking the Reels button

View Your Reels Link:

The user is redirected to their My Reels page when he/she clicks on the View Your Reels link. If the user is not logged in, then the View Your Reels link will not be displayed.

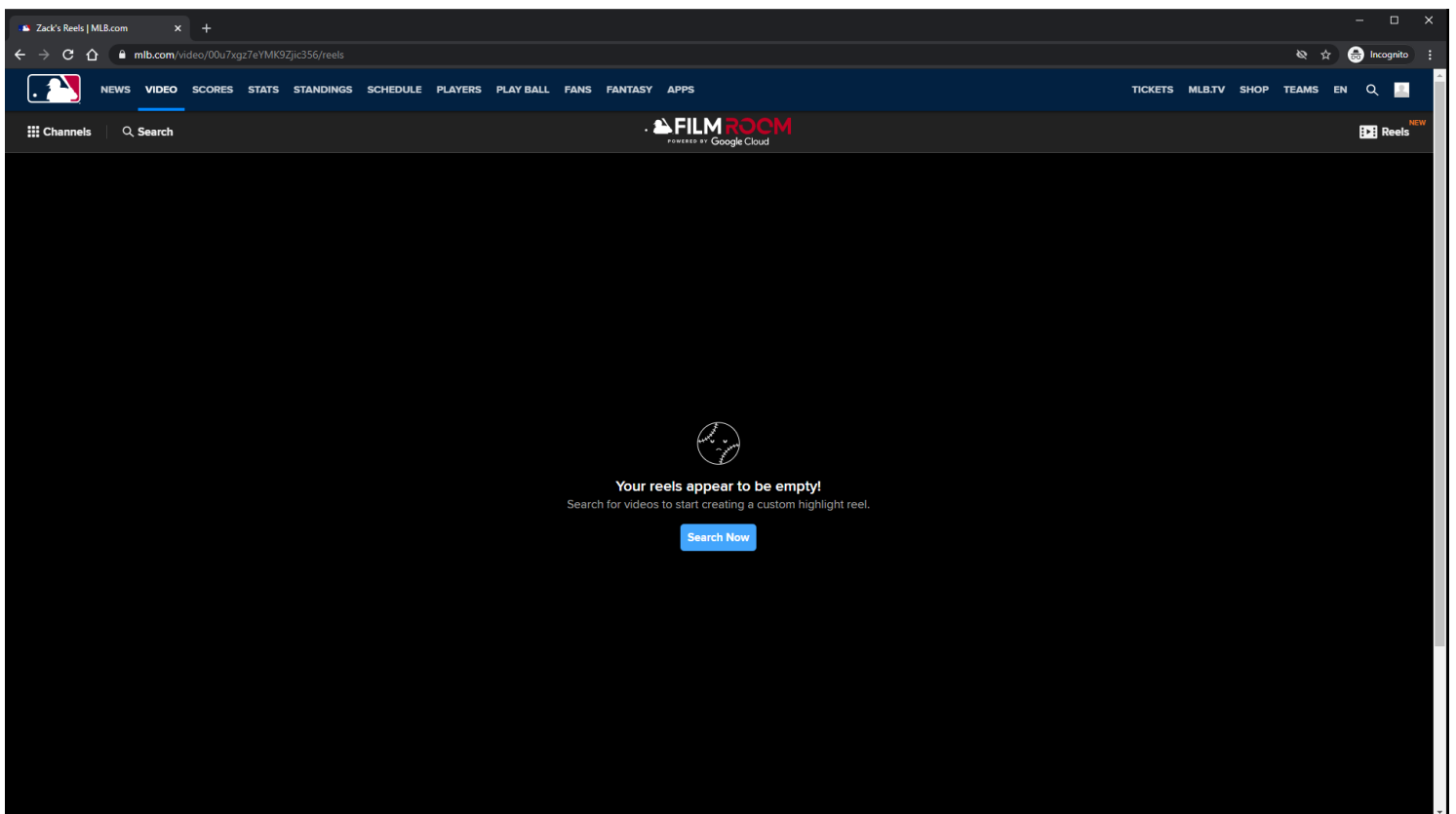
View Your Reels Link Tracking:

Clicking the View Your Reels link

Create Reel Button:

The Create Reel button is disabled if the Reel Cart contains no reels.

MLB Home Video Page - Default View - Empty My Reels Page - MD/LG/XL



URL:

<https://www.mlb.com/video/00u7xgz7eYMK9Zjic356/reels>

Empty My Reels Page:

The user can get here by visiting his/her My Reels page directly, or by clicking the View Your Reels

link/button.

On an empty My Reels page, a Search Now button is displayed to the user.

Empty My Reels Page Tracking:

Track page load

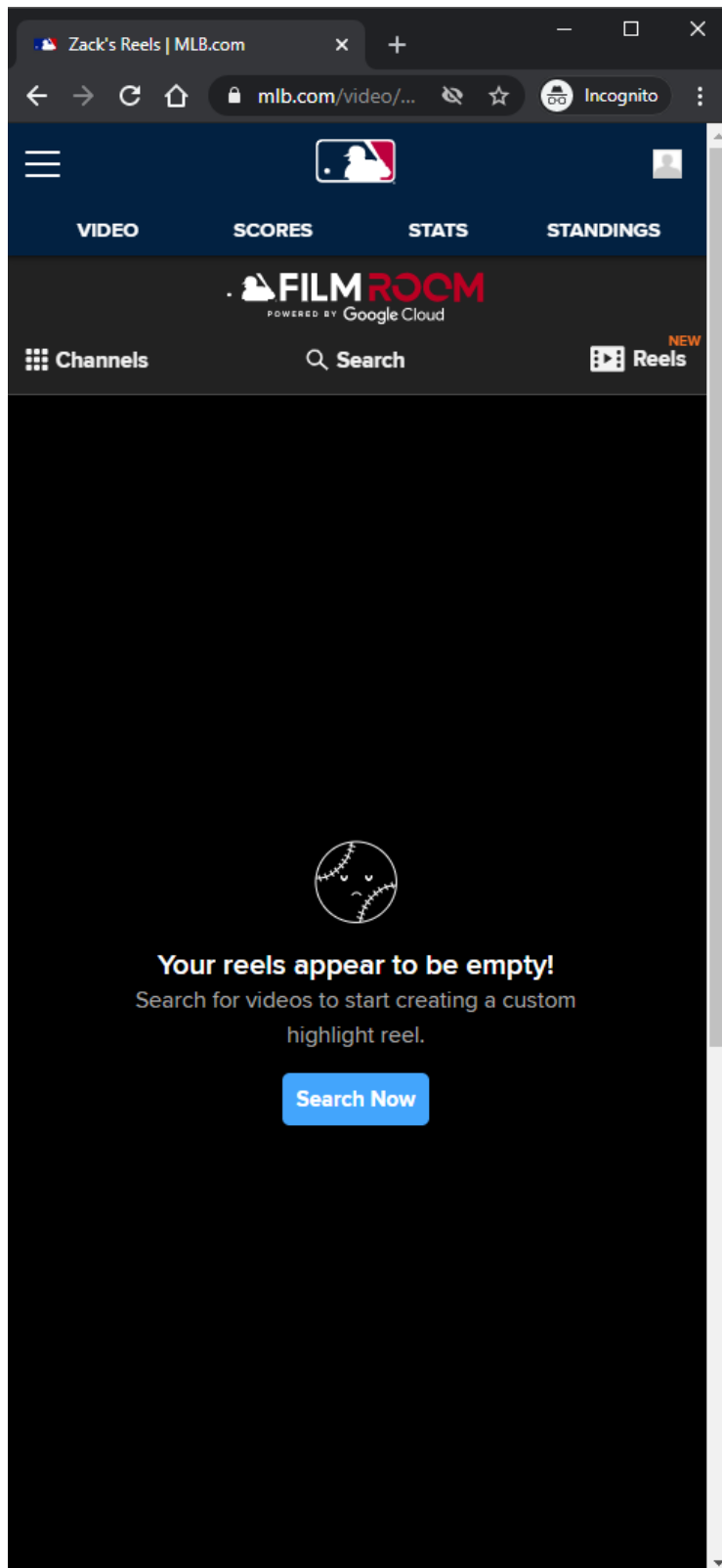
Search Now Button:

If the user clicks on the Search Now button, then he/she is redirected to the MLB Search Video Page.

Search Now Button Tracking:

Clicking the Search Now button

MLB Home Video Page - Default View - Empty My Reels Page - XS/SM



URL:

<https://www.mlb.com/video/00u7xgz7eYMK9Zjic356/reels>

Empty My Reels Page:

The user can get here by visiting his/her My Reels page directly, or by clicking the View Your Reels link/button.

On an empty My Reels page, a Search Now button is displayed to the user.

Empty My Reels Page Tracking:

Track page load

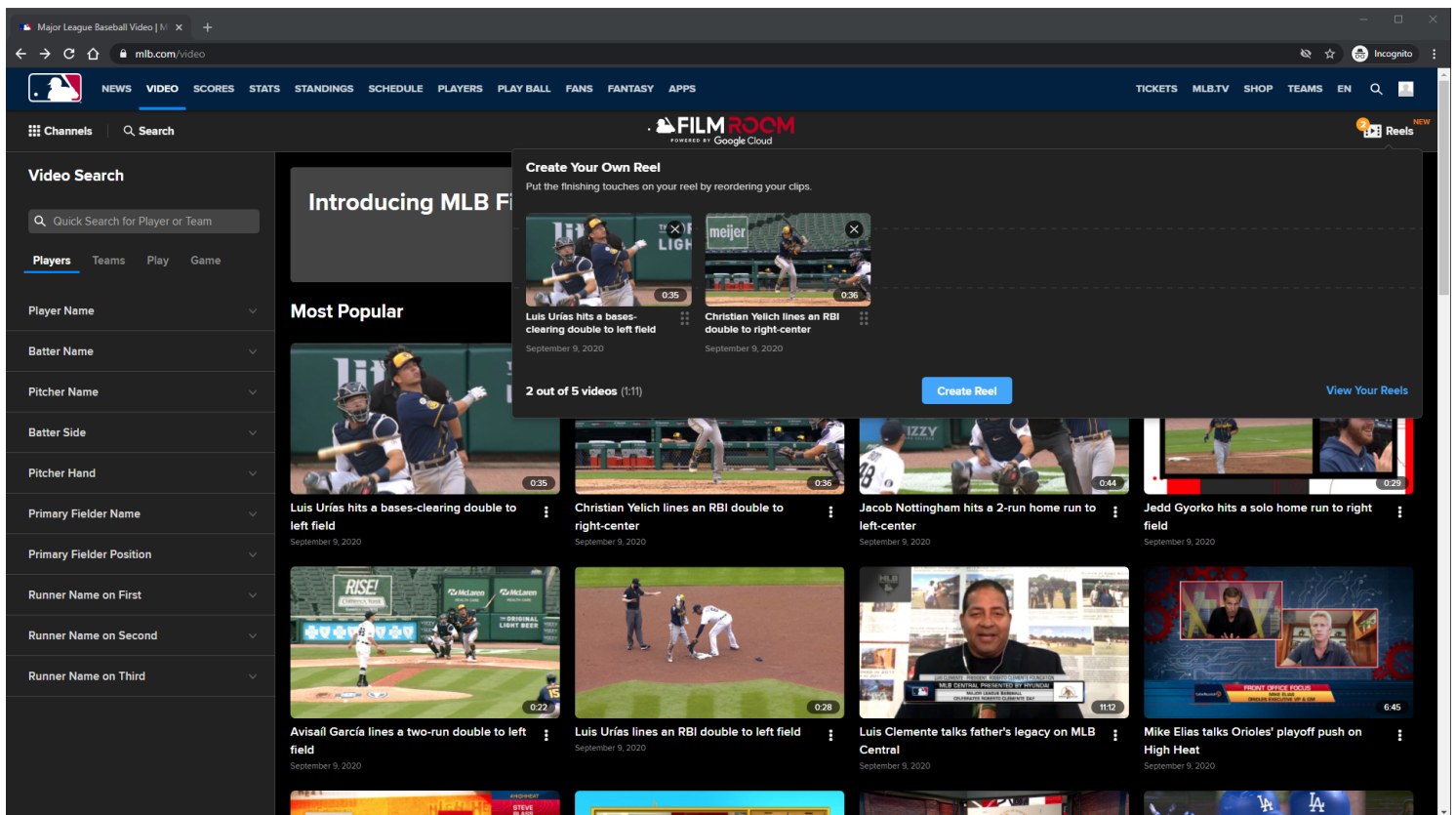
Search Now Button:

If the user clicks on the Search Now button, then he/she is redirected to the MLB Search Video Page.

Search Now Button Tracking:

Clicking the Search Now button

MLB Home Video Page - Default View - Subnav - Reels Cart - MD/LG/XL



The screenshot displays the MLB Home Video Page. At the top, there is a navigation bar with links for NEWS, VIDEO, SCORES, STATS, STANDINGS, SCHEDULE, PLAYERS, PLAY BALL, FANS, FANTASY, and APPS. Below this is a search bar and a 'Channels' section. The main content area features a 'Video Search' sidebar on the left with filters for Player Name, Batter Name, Pitcher Name, Batter Side, Pitcher Hand, Primary Fielder Name, Primary Fielder Position, Runner Name on First, Runner Name on Second, and Runner Name on Third. The central area is titled 'Introducing MLB F' and includes a 'Most Popular' section. A 'Create Your Own Reel' section is prominently displayed, showing a '2 out of 5 videos (1:1)' and a 'Create Reel' button. Below this, a grid of video highlights is shown, each with a thumbnail, title, and duration. The highlights include: Luis Urias hits a bases-clearing double to left field (0:35), Christian Yelich lines an RBI double to right-center (0:36), Jacob Nottingham hits a 2-run home run to left-center (0:44), Jedd Gyorko hits a solo home run to right field (0:23), Avisail García lines a two-run double to left field (0:22), Luis Urias lines an RBI double to left field (0:28), Luis Clemente talks father's legacy on MLB Central (11:12), and Mike Elias talks Orioles' playoff push on High Heat (6:45).

URL:

<https://www.mlb.com/video>

Reels Button:

The user's Reel cart is displayed when the user clicks on the Reels button in the Subnav Menu.

The screenshot in this slide illustrates a visual of a Reel Cart with 2 video highlights.

A maximum of 5 highlights can be added to the Reels Cart.

Reels Button Tracking:

Clicking the Reels button

View Your Reels Link:

The user is redirected to their My Reels pagee when he/she clicks on the View Your Reels link. If the user is not logged in, then the View Your Reels link will not be displayed.

View Your Reels Link Tracking:

Clicking the View Your Reels link

Create Reel Button:

The Reel Cart container is updated to a Create Reel Form on click of the Create Reel button.

Create Reel Button Tracking:

Clicking the Create Reel Button

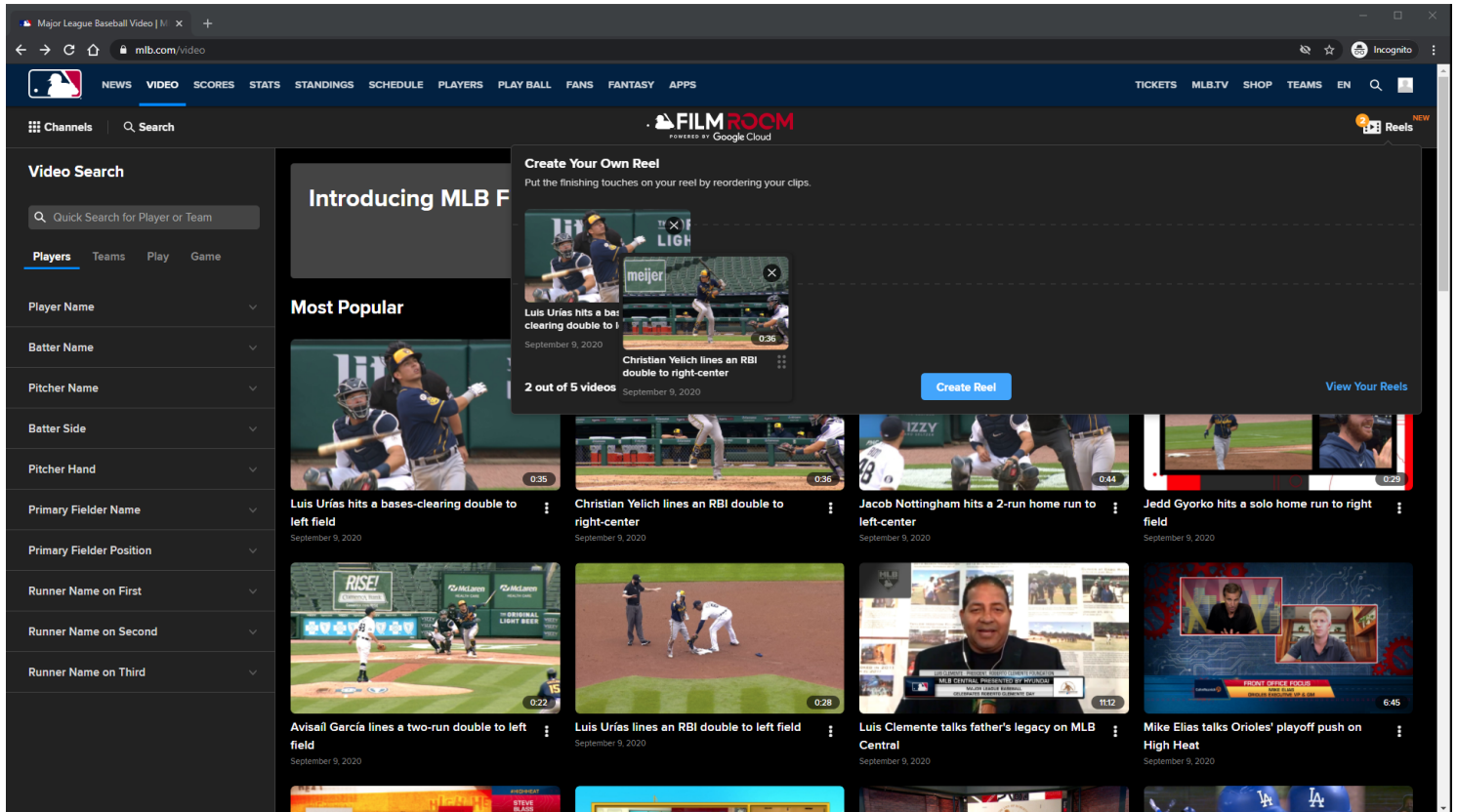
Remove Reel Video Card from Reel Cart Button:

Clicking the X button overlaid on top of the Reel Video Card will remove the selected reel from the Reel Cart

Remove Reel Video Card from Reel Cart Button Tracking:

Clicking the Remove Reel Video Card from Reel Cart button

MLB Home Video Page - Default View - Subnav - Reels Cart - Reorder Reels Button - MD/LG/XL



URL:

<https://www.mlb.com/video>

Reorder Reels Button:

The screenshot in this slide illustrates a visual of the Reel Cart being rearranged when the user clicks the Reorder Reels button, drags the reel, and drops the reel.

Reorder Reels Button Tracking:

Clicking the Reels Reorder button

MLB Home Video Page - Default View - Subnav - Reels Cart Maxed Out - MD/LG/XL

The screenshot shows the MLB Home Video Page with a 'Create Your Own Reel' modal open. The modal contains 5 video highlights, each with a title and a duration. The highlights are:

- Charlie Blackmon crushes a walk-off grand slam (0:24)
- Luke Voit rocks two home runs in win | Curtain Call (1:07)
- Dominic Smith belts a grand slam to right field (0:38)
- Michael A. Taylor hits a walk-off single in the 12th (0:52)
- Shane Bieber becomes fastest ever to 100 strikeouts (0:21)

The modal also includes a 'Create Reel' button and a 'View Your Reels' link. The background shows the MLB Home Video Page with a search bar and a list of video highlights.

URL:

<https://www.mlb.com/video>

Reels Button:

The user's Reel cart is displayed when the user clicks on the Reels button in the Subnav Menu. The screenshot in this slide illustrates a visual of a Reel Cart with 5 video highlights. A maximum of 5 highlights can be added to the Reels Cart.

Reels Button Tracking:

Clicking the Reels button

View Your Reels Link:

The user is redirected to their My Reels page when he/she clicks on the View Your Reels link. If the user is not logged in, then the View Your Reels link will not be displayed.

View Your Reels Link Tracking:

Clicking the View Your Reels link

Create Reel Button:

The Reel Cart container is updated to a Create Reel Form on click of the Create Reel button.

Create Reel Button Tracking:

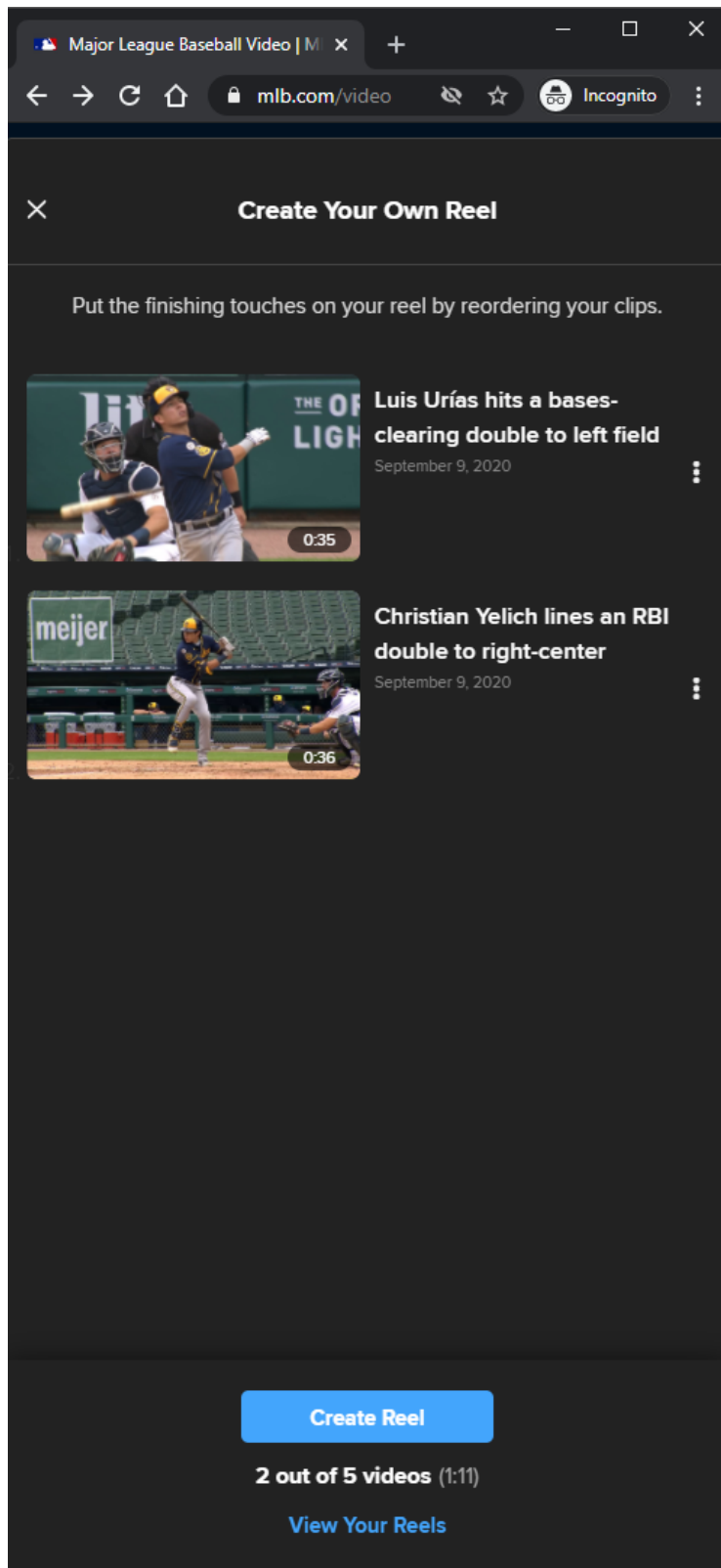
Clicking the Create Reel Button

Remove Reel Video Card from Reel Cart Button:

Clicking the X button overlaid on top of the Reel Video Card will remove the selected reel from the Reel Cart

Remove Reel Video Card from Reel Cart Button Tracking:

Clicking the Remove Reel Video Card from Reel Cart button



URL:

<https://www.mlb.com/video>

Reels Button:

The user's Reel cart is displayed when the user clicks on the Reels button in the Subnav Menu. The screenshot in this slide illustrates a visual of a Reel Cart with 2 video highlights.

Reels Button Tracking:

Clicking the Reels button

View Your Reels Link:

The user is redirected to their My Reels page when he/she clicks on the View Your Reels link. If the user is not logged in, then the View Your Reels link will not be displayed.

View Your Reels Link Tracking:

Clicking the View Your Reels link

Create Reel Button:

The Reel Cart container is updated to a Create Reel Form on click of the Create Reel button.

Create Reel Button Tracking:

Clicking the Create Reel Button

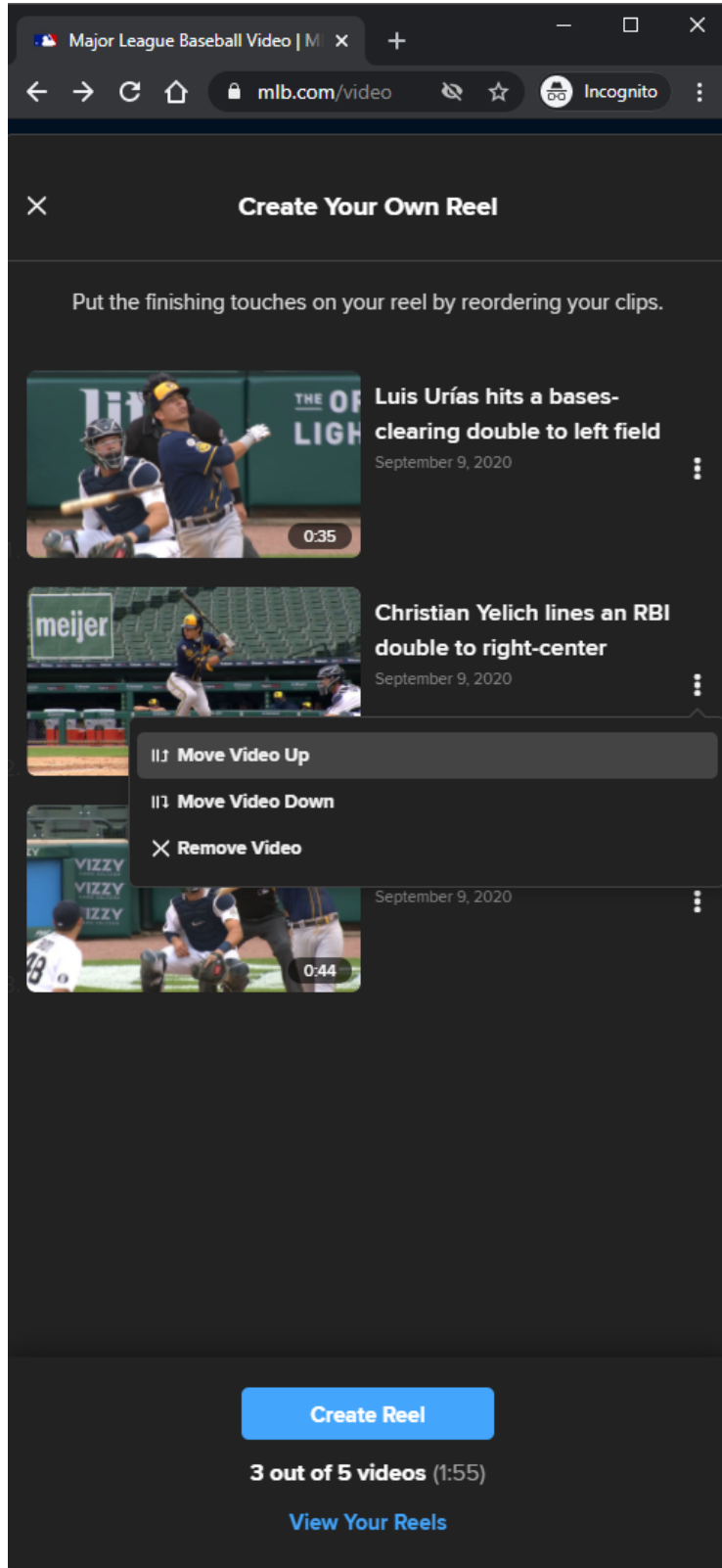
Remove Reel Video Card from Reel Cart Button:

Clicking the X button overlaid on top of the Reel Video Card will remove the selected reel from the Reel Cart.

Remove Reel Video Card from Reel Cart Button Tracking:

Clicking the Remove Reel Video Card from Reel Cart button

MLB Home Video Page - Default View - Subnav - Reels Cart - Reel Video Card Options - XS/SM



URL:
<https://www.mlb.com/video>

Reel Video Card Options:

Move Video Up

Move Video Down

Remove Video

Move Video Up Option:

Clicking the Move Video Up option will move the video up in the Reel Cart.

Move Video Up option is not displayed in 1st Reel Video Card Options.

Move Video Down Option:

Clicking the Move Video Down option will move the video up in the Reel Cart.

Move Video Down option is not displayed in last Reel Video Card Options.

Remove Video Option:

Clicking the Remove Video option will remove the selected reel from the Reel Cart.

Video Card Tracking:

Clicking Move Video Up option

Clicking Move Video Down option

Clicking Remove This Video option

The screenshot shows a web browser window with the URL [mlb.com/video](https://www.mlb.com/video). The page features a 'Create Your Own Reel' section. At the top, there is a close button (X) and the title 'Create Your Own Reel'. Below this, a message reads: 'Put the finishing touches on your reel by reordering your clips.' The main content area displays five video clips, each with a thumbnail, a title, a date, and a duration. The clips are:

- Charlie Blackmon crushes a walk-off grand slam** (September 11, 2020, 1:24)
- Luke Voit rocks two home runs in win | Curtain Call** (September 11, 2020, 1:07)
- Dominic Smith belts a grand slam to right field** (September 11, 2020, 0:38)
- Michael A. Taylor hits a walk-off single in the 12th** (September 11, 2020, 0:52)
- Shane Bieber becomes fastest ever to 100 strikeouts** (September 11, 2020, 0:52)

At the bottom of the reel, there is a blue 'Create Reel' button, followed by the text '5 out of 5 videos (4:22)' and a 'View Your Reels' link. Each clip has a three-dot menu icon to its right.

URL:
<https://www.mlb.com/video>

Reels Button:

The user's Reel cart is displayed when the user clicks on the Reels button in the Subnav Menu. The screenshot in this slide illustrates a visual of a Reel Cart with 5 video highlights. A maximum of 5 highlights can be added to the Reels Cart.

Reels Button Tracking:

Clicking the Reels button

View Your Reels Link:

The user is redirected to their My Reels page when he/she clicks on the View Your Reels link. If the user is not logged in, then the View Your Reels link will not be displayed.

View Your Reels Link Tracking:

Clicking the View Your Reels link

Create Reel Button:

The Reel Cart container is updated to a Create Reel Form on click of the Create Reel button.

Create Reel Button Tracking:

Clicking the Create Reel Button

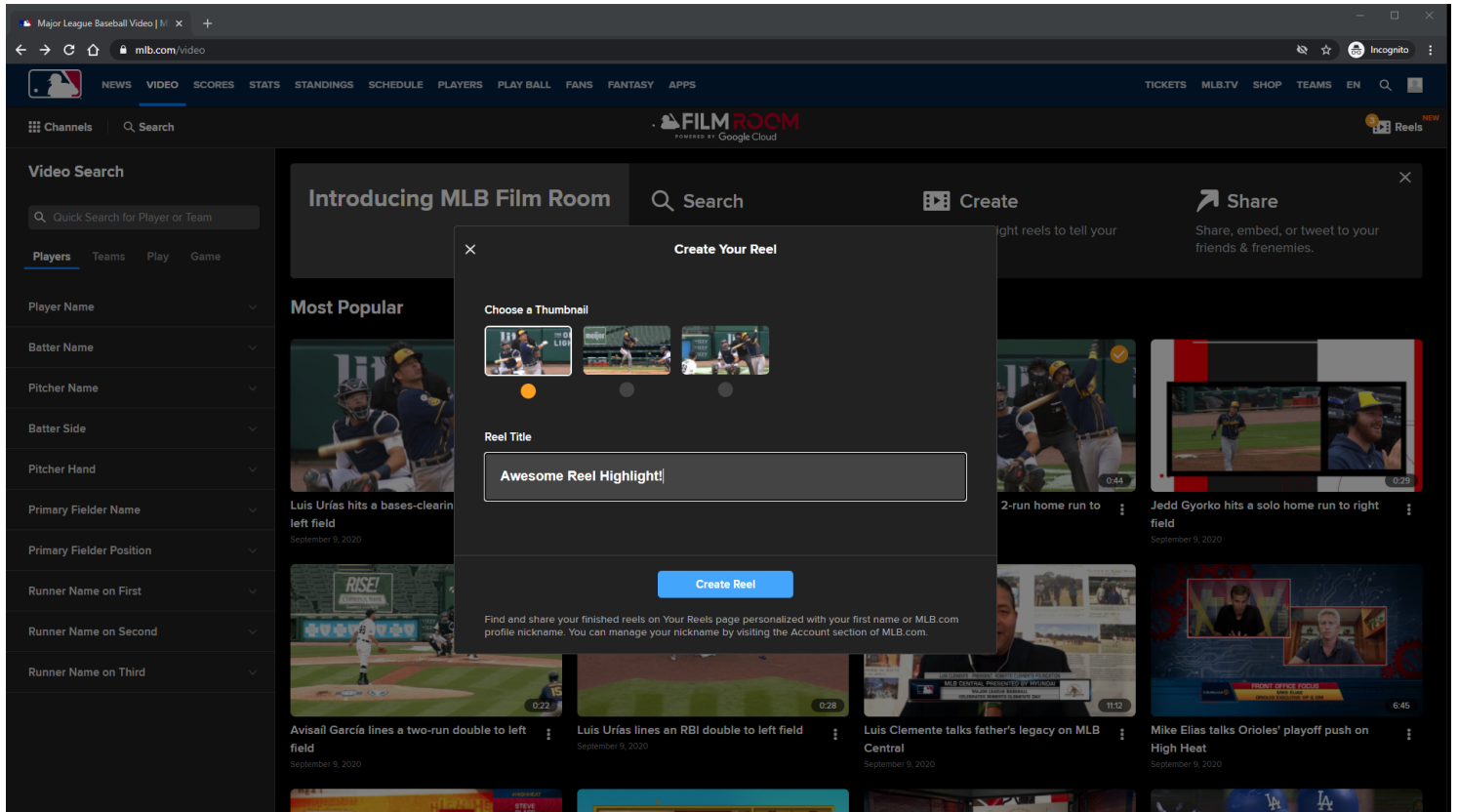
Remove Reel Video Card from Reel Cart Button:

Clicking the X button overlaid on top of the Reel Video Card will remove the selected reel from the Reel Cart

Remove Reel Video Card from Reel Cart Button Tracking:

Clicking the Remove Reel Video Card from Reel Cart button

MLB Home Video Page - Default View - Subnav - Reels Cart - Create Reel Form - MD/LG/XL



URL:

<https://www.mlb.com/video>

Create Reel Form:

The user can select any available video thumbnail in the list, and any appropriate title.

Create Reel Button:

The Reel Cart container is updated to a Create Reel Success Form on click of the Create Reel button.

Create Reel Button Tracking:

Clicking Create Reel button

Major League Baseball Video | M x +

mlb.com/video Incognito

×

Create Your Reel

Choose a Thumbnail

Reel Title

Awesome Reel Highlight!

Create Reel

Find and share your finished reels on Your Reels page personalized with your first name or MLB.com profile nickname. You can manage your nickname by visiting the Account section of MLB.com.

URL:

<https://www.mlb.com/video>

Create Reel Form:

The user can select any available video thumbnail in the list, and any appropriate title.

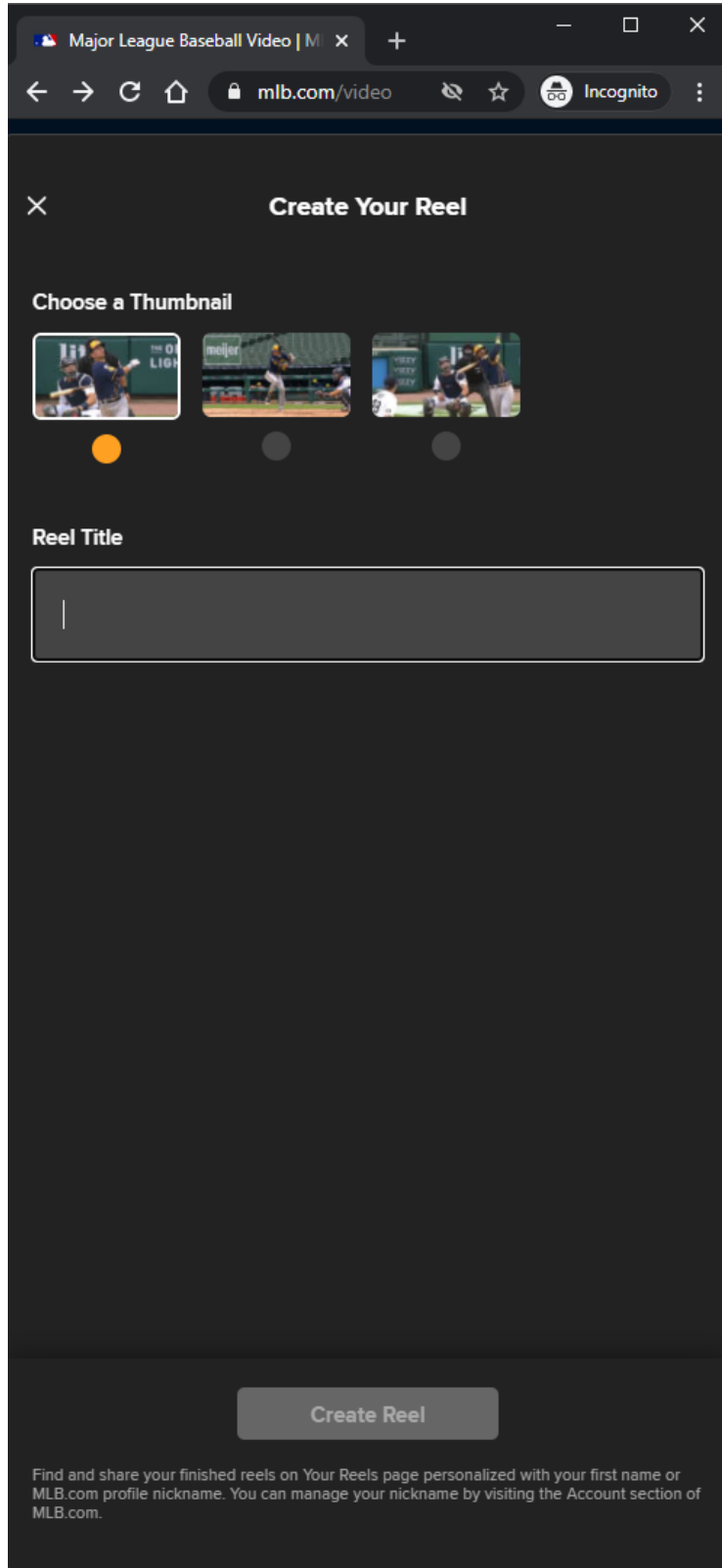
Create Reel Button:

The Reel Cart container is updated to a Create Reel Success Form on click of the Create Reel button.

Create Reel Button Tracking:

Clicking Create Reel button

**MLB Home Video Page - Default View - Browse Highlight Reels Cart - Create Reel Form
- Create Reel Button Disabled**



URL:

<https://www.mlb.com/video>

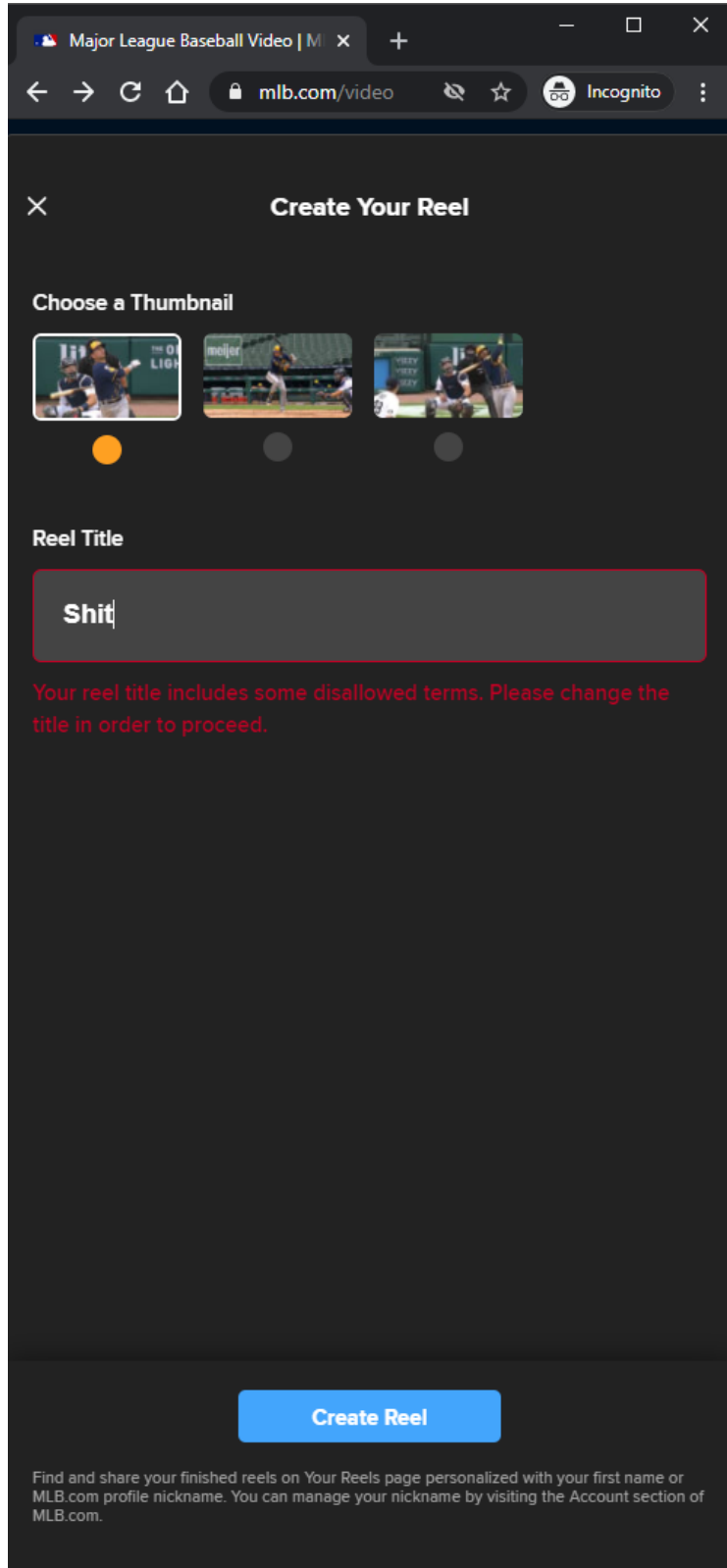
Create Reel Form:

The user can select any available video thumbnail in the list, and any appropriate title.

Create Reel Button:

If there is no reel title, then the Create Reel button is disabled.

MLB Home Video Page - Default View - Subnav - Reels Cart - Create Reel Form - Inappropriate Reel Title



URL:

<https://www.mlb.com/video>

Create Reel Form:

The user can select any available video thumbnail in the list, and any appropriate title.

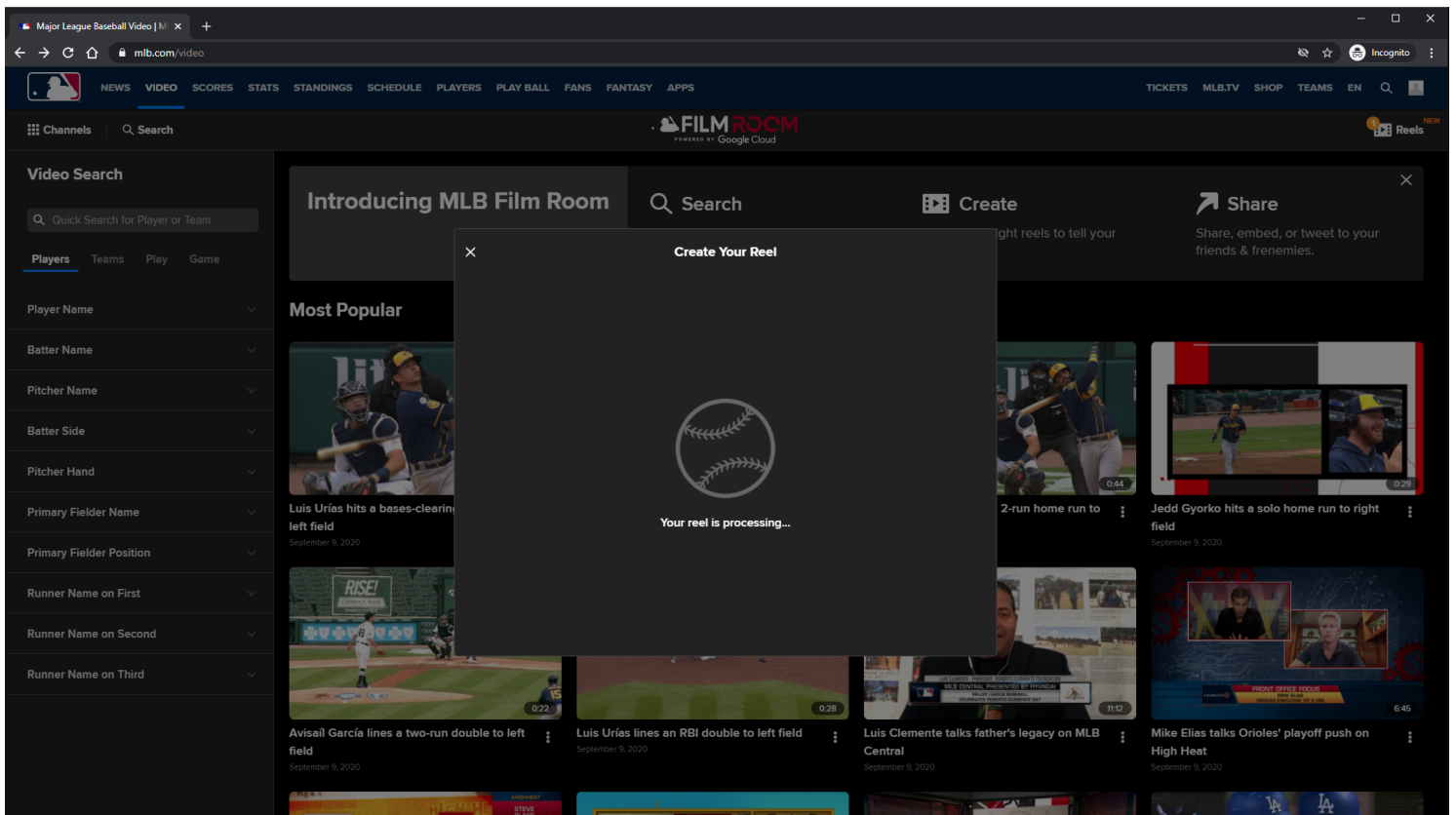
Create Reel Button:

If the reel title is not appropriate, then an error message is displayed to the user when the user clicks the Create Reel button.

Create Reel Button Tracking:

Clicking Create Reel button

MLB Home Video Page - Default View - Subnav - Reels Cart - Creating Reel - MD/LG/XL

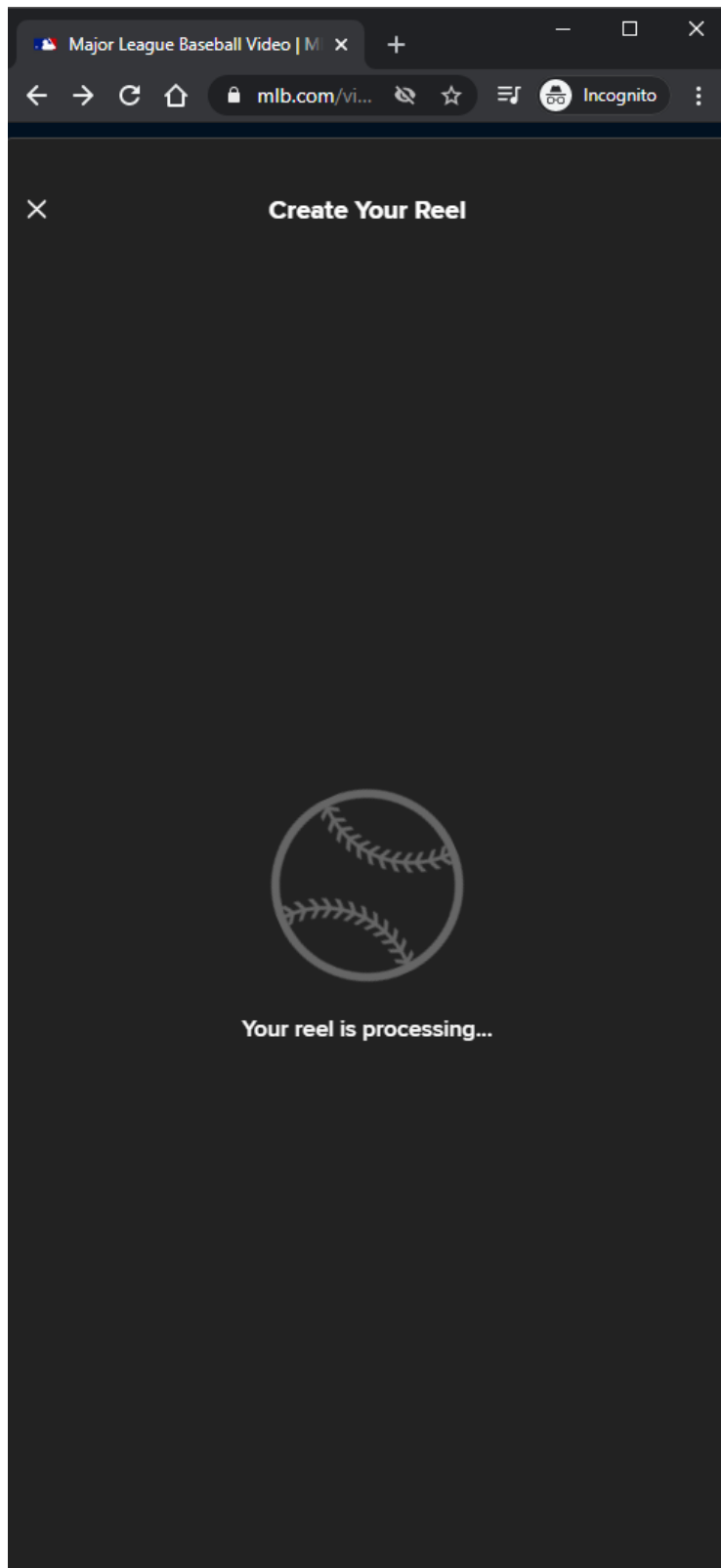


URL:

<https://www.mlb.com/video>

Creating Reel View:

A spinner is shown to the user while he/she is creating a reel.



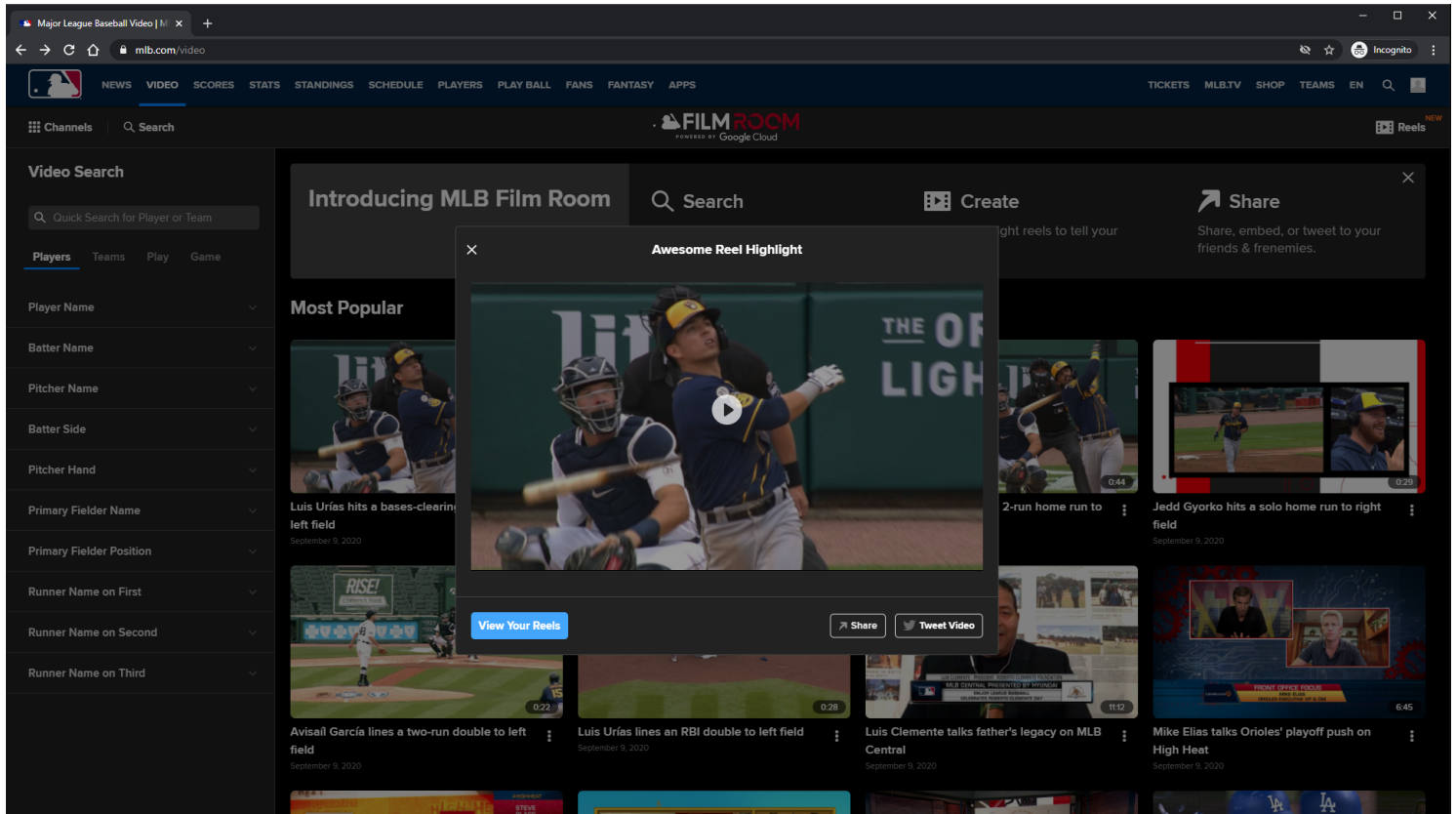
URL:

<https://www.mlb.com/video>

Creating Reel View:

A spinner is shown to the user while he/she is creating a reel.

MLB Home Video Page - Default View - Subnav - Reels Cart - Create Reel Success Form - MD/LG/XL

The screenshot shows the MLB.com video page. At the top, there's a navigation bar with 'NEWS', 'VIDEO', 'SCORES', 'STATS', 'STANDINGS', 'SCHEDULE', 'PLAYERS', 'PLAY BALL', 'FANS', 'FANTASY', and 'APPS'. Below this is a 'Channels' section with a search bar. The main content area features a 'FILM ROOM' header and a 'Most Popular' section. A modal window titled 'Awesome Reel Highlight' is open, displaying a video player with a play button. Below the video player are 'View Your Reels', 'Share', and 'Tweet Video' buttons. The background shows a grid of video thumbnails with titles like 'Luis Urías hits a bases-clearing left field' and 'Avisail García lines a two-run double to left field'.

URL:

<https://www.mlb.com/video>

Create Reel Success Form:

After the reel highlight is created, a click-to-play Video Player is displayed to the user in a modal.

View Your Reels Button:

The user is redirected to their My Reels page when he/she clicks on the View Your Reels link.

View Your Reels Button Tracking:

Clicking View Your Reels button

Share Button:

Clicking the Share button will display the Share modal.

Share Button Tracking:

Clicking Share button

Tweet Video Button:

If the user clicks the Tweet Video button, then a tweet share post is displayed to the user in a new window.

Tweet Video Button Tracking:

Clicking Tweet Video button

Video Player controls:

Rewind 15 seconds

Play/Pause

Fast-forward 15 seconds

Mute/Unmute

Volume Slider

Closed-Captions

Full-Screen/Exit Full-Screen

Native controls used on mobile devices

Video Player Tracking:

Video Start

Video Resume

Video Pause

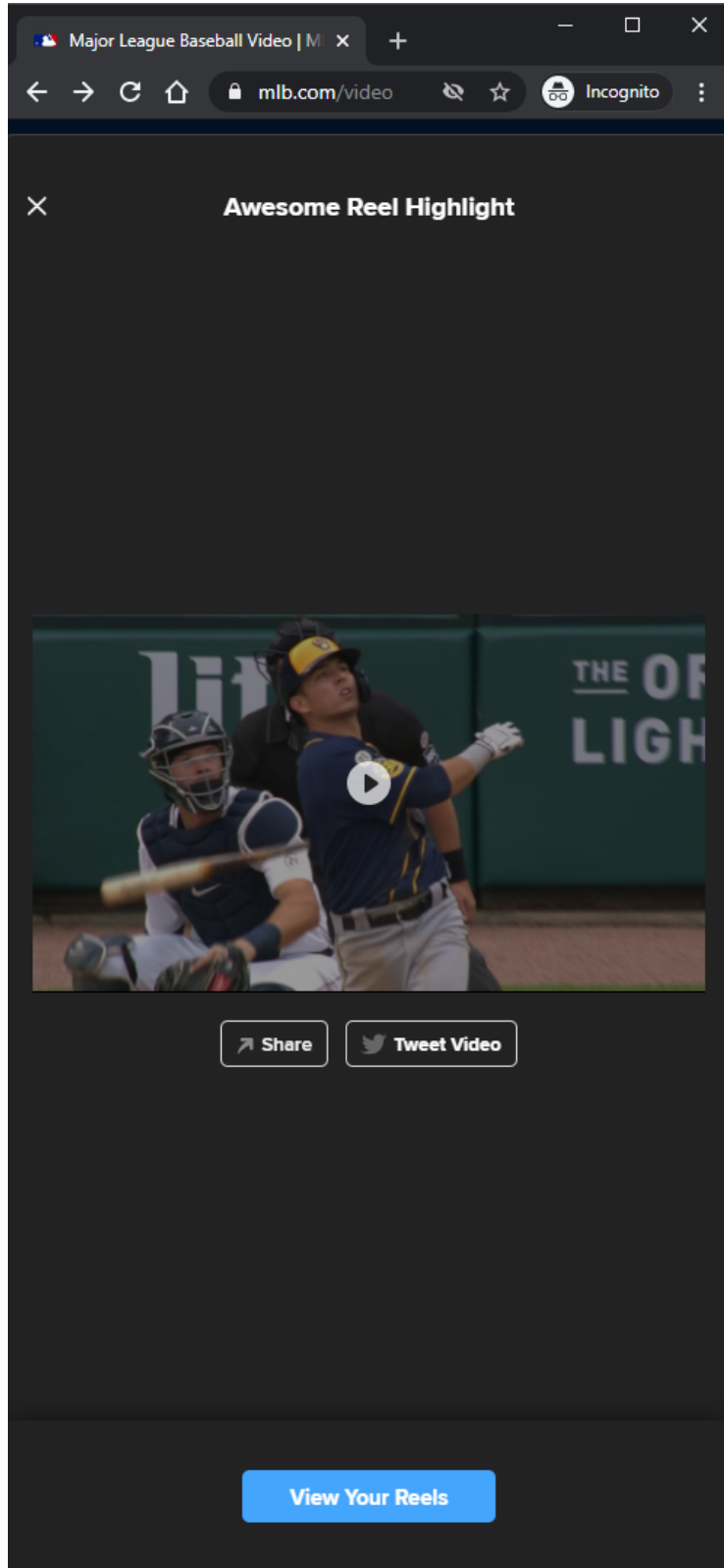
Video 25% complete

Video 50% complete

Video 75% complete

Video complete

MLB Home Video Page - Default View - Subnav - Reels Cart - Create Reel Success Form - XS/SM



URL:

<https://www.mlb.com/video>

Create Reel Success Form:

After the reel highlight is created, a click-to-play Video Player is displayed to the user in a modal.

View Your Reels Button:

The user is redirected to their My Reels page when he/she clicks on the View Your Reels link.

View Your Reels Button Tracking:

Clicking View Your Reels button

Share Button:

Clicking the Share button will display the Share modal.

Share Button Tracking:

Clicking Share button

Tweet Video Button:

If the user clicks the Tweet Video button, then a tweet share post is displayed to the user in a new window.

Tweet Video Button Tracking:

Clicking Tweet Video button

Video Player controls:

Rewind 15 seconds

Play/Pause

Fast-forward 15 seconds

Mute/Unmute

Volume Slider

Closed-Captions

Full-Screen/Exit Full-Screen

Native controls used on mobile devices

Video Player Tracking:

Video Start

Video Resume

Video Pause

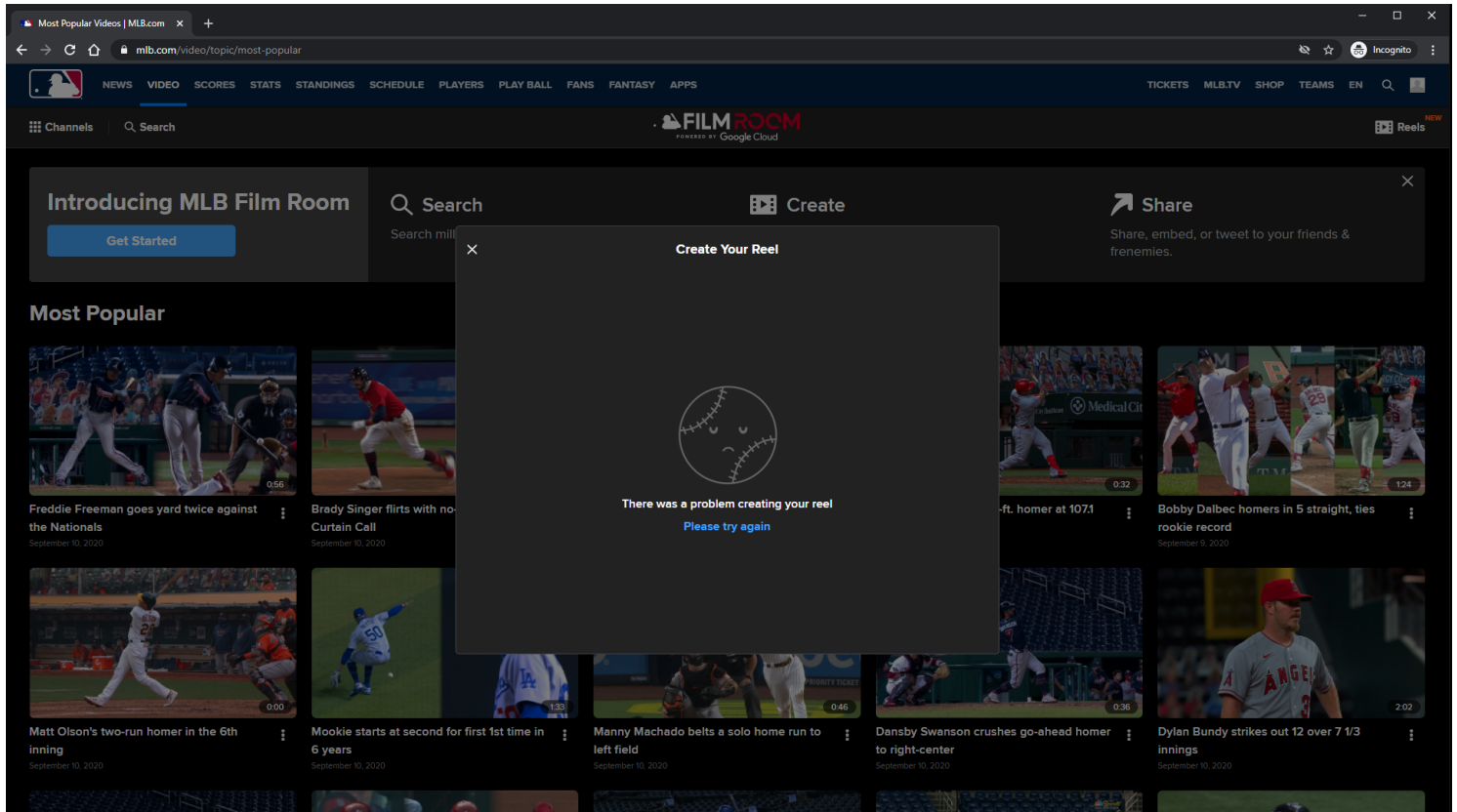
Video 25% complete

Video 50% complete

Video 75% complete

Video complete

MLB Home Video Page - Default View - Subnav - Reels Cart - Create Reel Error Form - MD/LG/XL



URL:

<https://www.mlb.com/video>

Create Reel Error Form:

After the reel highlight creation fails, a message is delivered to the user prompt he/she to try again.

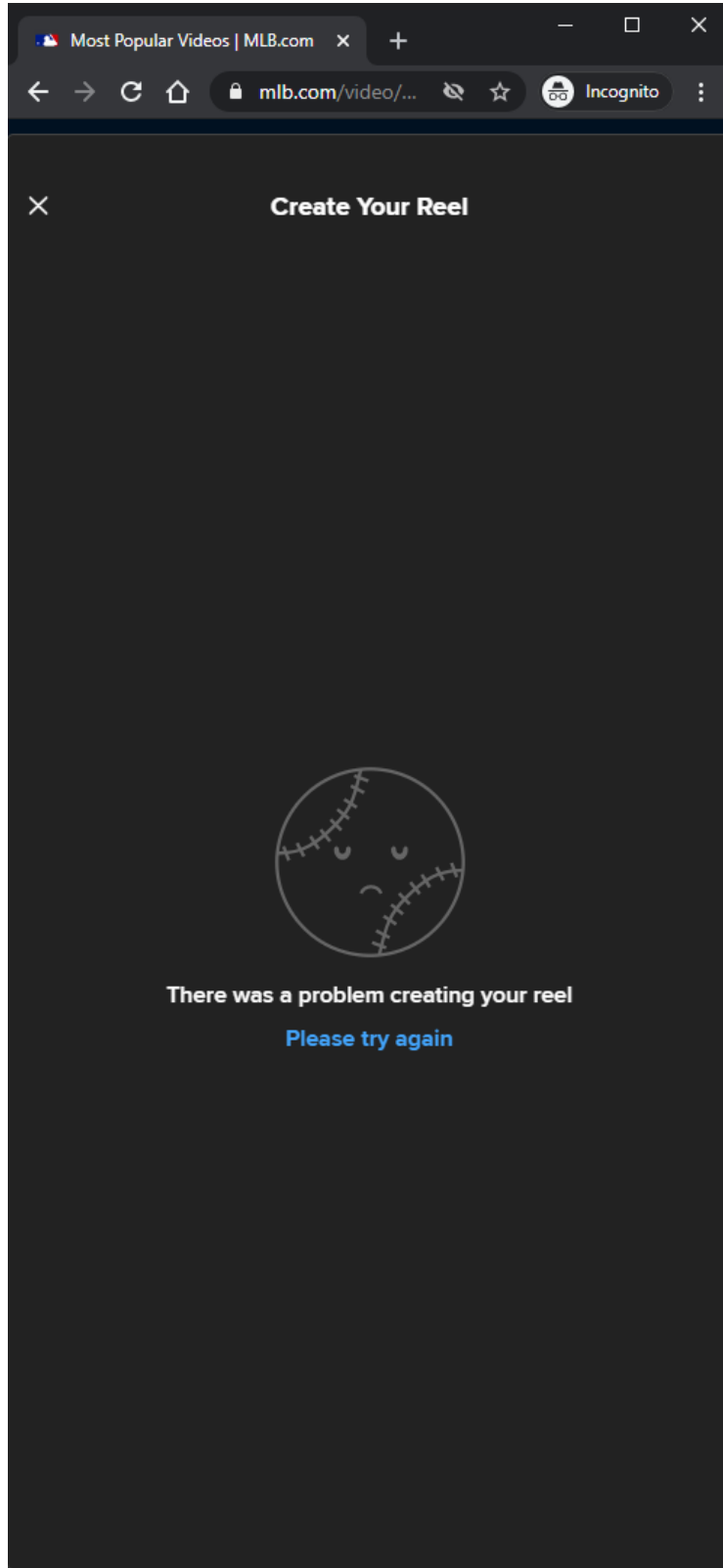
Please Try Again Link:

On click, the previous form is loaded.

Please Try Again Link Tracking:

Clicking Please Try Again link

MLB Home Video Page - Default View - Subnav - Reels Cart - Create Reel Error Form - XS/SM



URL:

<https://www.mlb.com/video>

Create Reel Error Form:

After the reel highlight creation fails, a message is delivered to the user prompt he/she to try again.

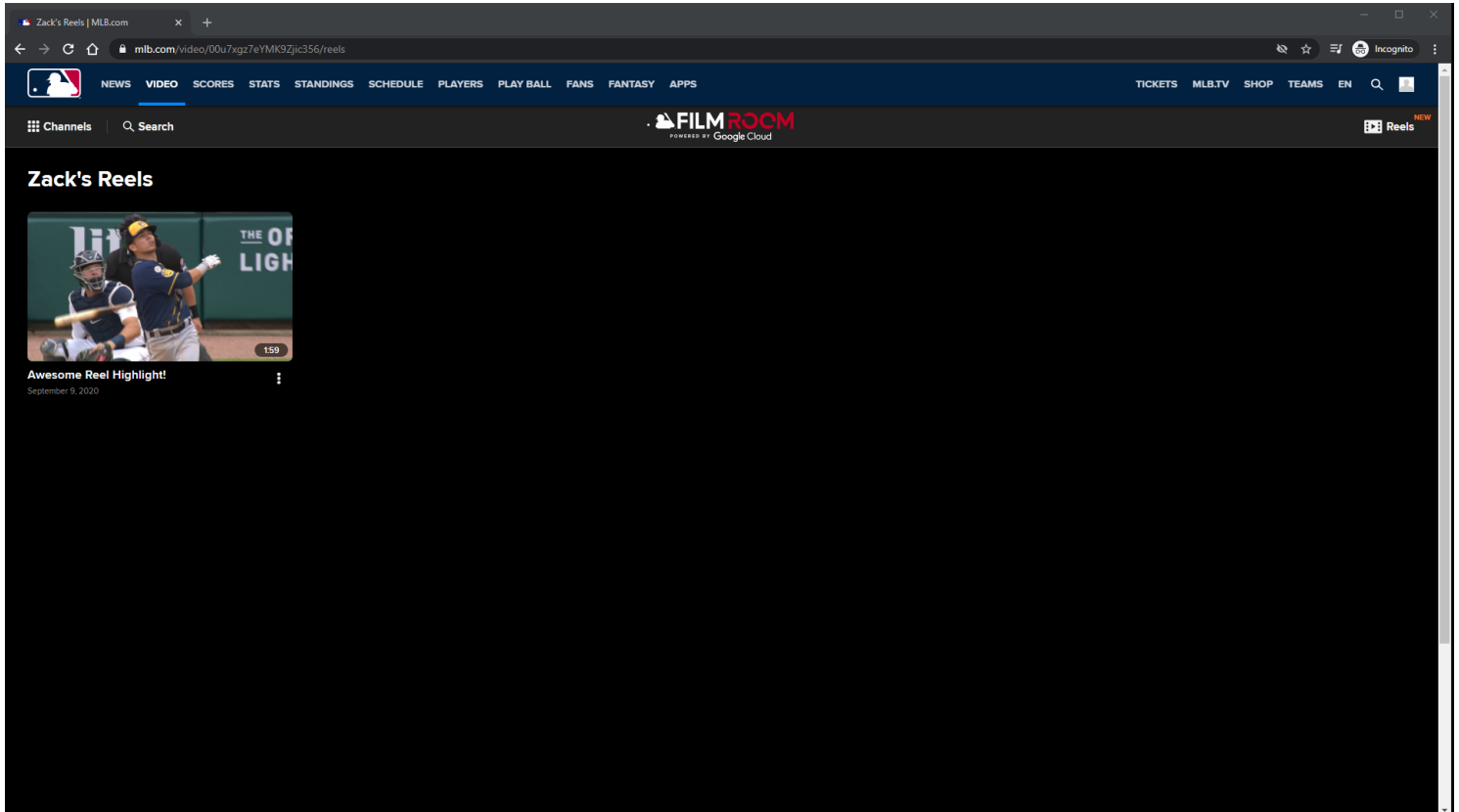
Please Try Again Link:

On click, the previous form is loaded.

Please Try Again Link Tracking:

Clicking Please Try Again link

MLB Home Video Page - Default View - My Reels Page - MD/LG/XL



URL:

<https://www.mlb.com/video/00ub1b1z7DJwOMxmS356/reels>

My Reels Page:

The user can get here by visiting his/her My Reels page directly, or by clicking the View Your Reels link/button.

My Reels Page Tracking:

Track page load

Reel Video Card Items:

Each Video Card item is clickable.

On click, the user is redirected to the [MLB Playback Video Page](#).
Each [Video Card](#) item has an options menu.

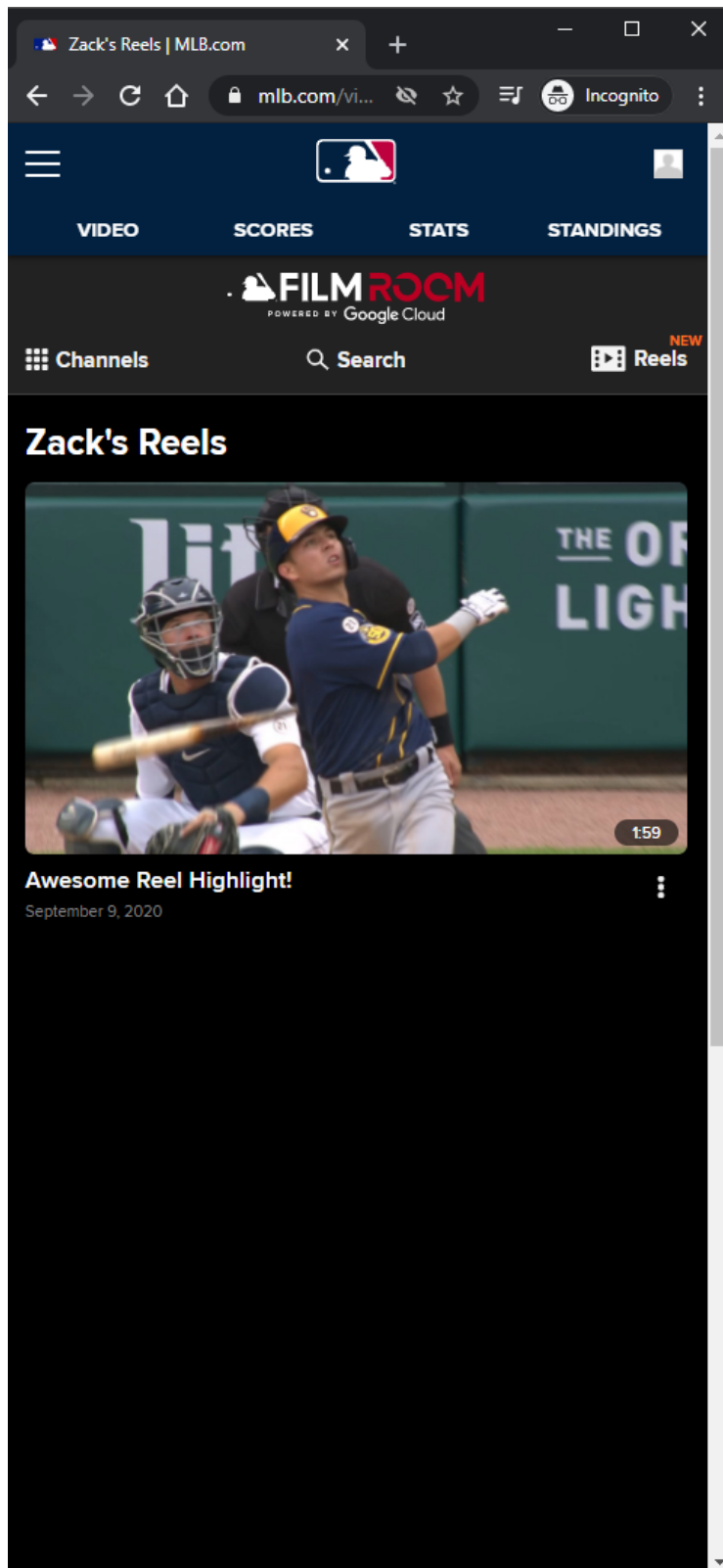
Video Card Items Tracking:

Clicking [Video Card](#) item

Clicking [Video Card](#) item options

Clicking [Delete This Video](#) option within [Video Card](#) item options

Clicking [Share this video](#) option within [Video Card](#) item options



URL:

<https://www.mlb.com/video/00ub1b1z7DJwOMxmS356/reels>

My Reels Page:

The user can get here by visiting his/her My Reels page directly, or by clicking the View Your Reels link/button.

My Reels Page Tracking:

Track page load

Reel Video Card Items:

Each Video Card item is clickable.

On click, the user is redirected to the MLB Playback Video Page.

Each Video Card item has an options menu.

Video Card Items Tracking:

Clicking Video Card item

Clicking Video Card item options

Clicking Delete This Video option within Video Card item options

Clicking Share this video option within Video Card item options

MLB Home Video Page - Default View - My Reels Page - Loading



URL:

<https://www.mlb.com/video/00ub1b1z7DJwOMxmS356/reels>

My Reels Page Tracking:

Track page load

My Reels Page Loading:

Subnav is disabled

Skeleton is displayed

Reel Video Card Items:

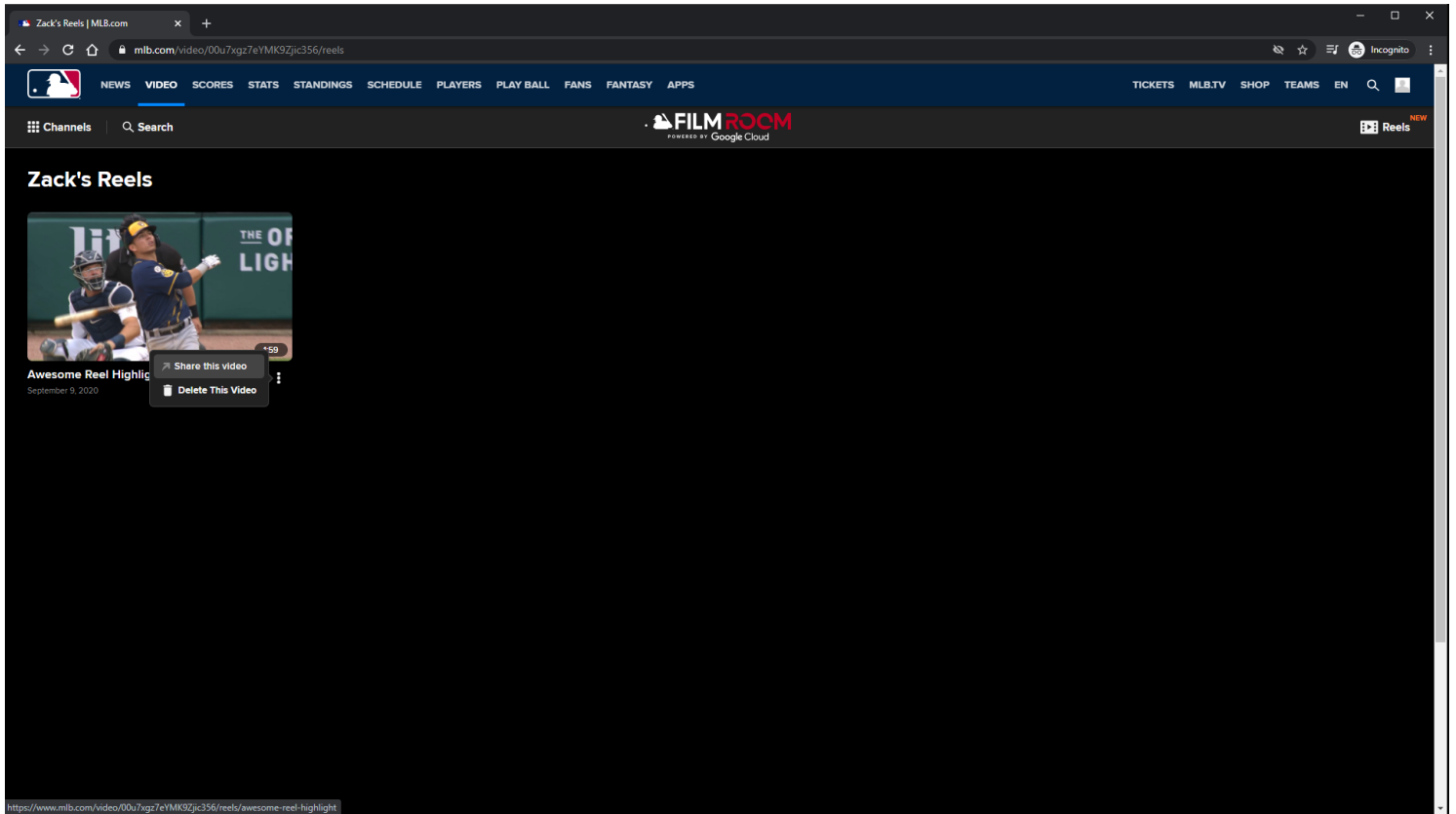
Each Video Card item is clickable.

On click, the user is redirected to the MLB Playback Video Page.

Reel Video Card Items Tracking:

Clicking Video Card item

MLB Home Video Page - Default View - My Reels Page - Reels Video Card Options - MD/LG/XL



URL:

<https://www.mlb.com/video/00ub1b1z7DJwOMxmS356/reels>

Reel Video Card Options:

Share this video

Delete This Video

Share This Video Option:

Clicking the Share this video option will display the share modal.

Share This Video Tracking:

Clicking Share this video option within Reel Video Card item options

Delete This Video Option:

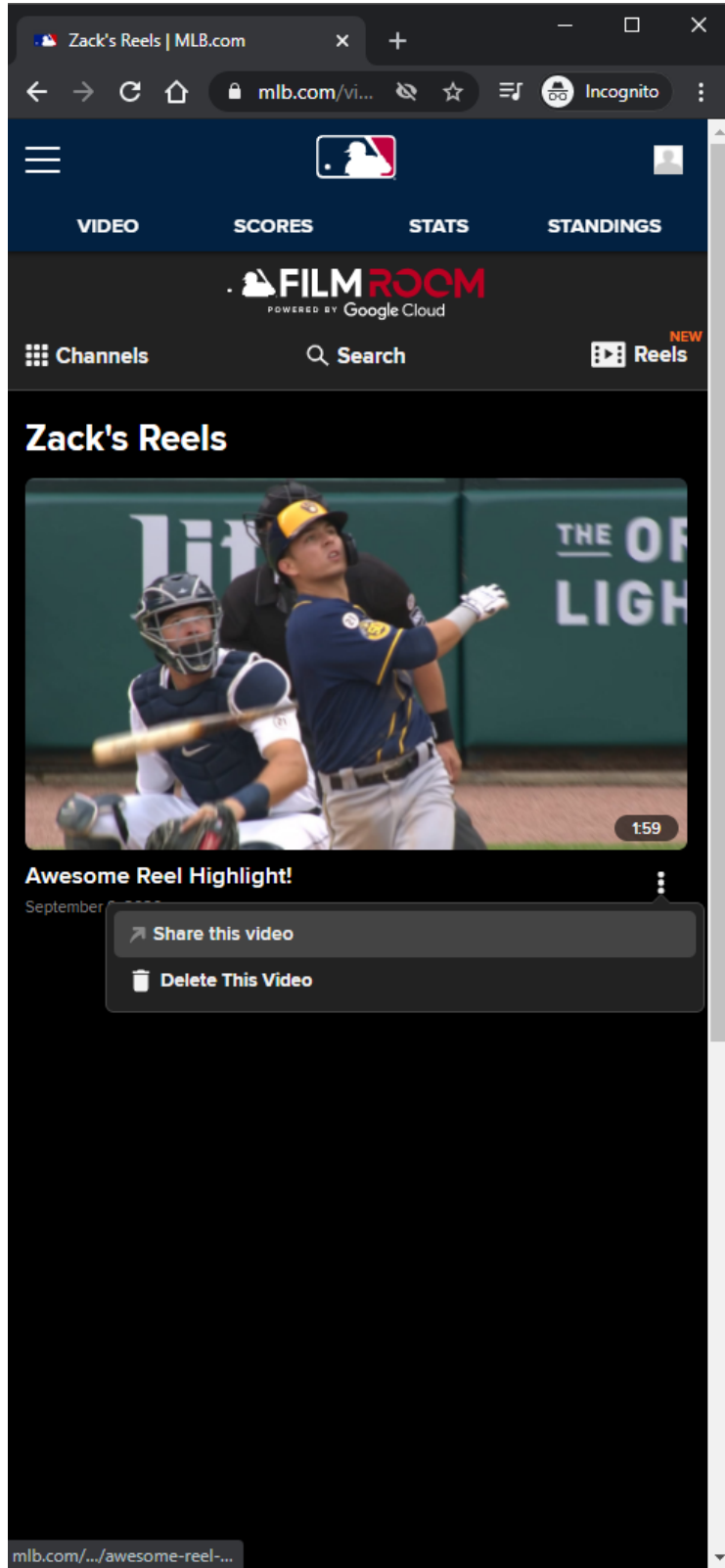
Clicking the Delete This Video option will be delete the reel from the user's profile.

The Delete This Video option will not be displayed if the signed in user is not the owner of My Reels page.

Delete This Video Tracking:

Clicking Delete This Video option within Reel Video Card item options

MLB Home Video Page - Default View - My Reels Page - Reels Video Card Options - XS/SM



URL:

<https://www.mlb.com/video/00ub1b1z7DJwOMxmS356/reels>

Reel Video Card Options:

Share this video

Delete This Video

Share This Video Option:

Clicking the Share this video option will display the share modal.

Share This Video Tracking:

Clicking Share this video option within Reel Video Card item options

Delete This Video Option:

Clicking the Delete This Video option will be delete the reel from the user's profile.

The Delete This Video option will not be displayed if the signed in user is not the owner of My Reels page.

Delete This Video Tracking:

Clicking Delete This Video option within Reel Video Card item options

ATBAT Video | MLB Film Room | x +

mlb.com/app/at... Incognito

FILM ROOM
POWERED BY Google Cloud

Channels Search Reels ^{NEW}

Introducing
MLB Film Room

- Search millions of baseball videos.
- Create your own highlight reels.
- Share or embed your creations.

Most Popular Video Search

Adam Duvall drives in nine with three-homer game
September 10, 2020

Brewers record 13 extra-base hits, including 5 homers

URL:

<https://www.mlb.com/app/atbat/video>

AtBat App View:

This view is similar to [MLB Home Video Page - Default View](#) slides.
This view is slightly different because the page does not have a header.
The route above is used in the AtBat mobile application.

MLB Home Video Page - Club View

The screenshot shows a web browser window displaying the MLB Home Video page for the New York Yankees. The browser's address bar shows the URL [mlb.com/yanke...](https://www.mlb.com/yankees/video) and the page is viewed in Incognito mode. The page features a dark blue header with the Yankees logo and navigation links for TICKETS, SCHEDULE, SCORES, and STATS. Below the header is a 'FILM ROOM' section, powered by Google Cloud, with options for Channels, Search, and Reels. A prominent announcement banner reads 'Introducing MLB Film Room' and lists features: 'Search millions of baseball videos.', 'Create your own highlight reels.', and 'Share or embed your creations.' Below this is an 'Editor's Picks' section with a 'Video Search' button. The main content area displays a video titled 'Primetime Performance: Deivi + Gleyber for the win' with a duration of 0:59. The video thumbnail shows the Yankees logo and the text 'PRIMETIME PERFORMANCE' and 'DEIVI & GLEYBER FOR THE WIN'. Below the video is the title 'Primetime Performance: Deivi + Gleyber for the win' and the date 'September 10, 2020'. A second video thumbnail is partially visible, titled 'LOOKING BACK 9/4 - 9/6' and showing a baseball game in progress.

URL:

<https://www.mlb.com/yankees/video>

Default Topic:

Club View:

This view is similar to MLB Home Video Page - Default View slides.

This view is slightly different because the page has a different default topic, a different header, and a unique list of Channels/Topics.

Other Club Page Examples:

<https://www.mlb.com/redsox/video>

<https://www.mlb.com/phillies/video>

MLB Home Video Page - Spanish View

Videos de Major League Baseball

mlb.com/e...

Incognito

RESULTADOS POSICIONES STATS CALENDARIO

FILM ROOM
POWERED BY Google Cloud

Canales Buscar NUEVO Reels

Presentando Film Room de MLB

Busca millones de videos de béisbol.

Crea tus propios reels destacados.

Comparte o inserta tus creaciones.

Más Popular Búsqueda de Video

Lo mejor del miércoles en G.L.
10 de septiembre de 2022

6:19

Agregar al Reel

Comparte este video

mlb.com/.../lo-mejor-del-...

URL:

<https://www.mlb.com/es/video>

Default Topic:

Más Popular

Spanish View:

This view is similar to [MLB Home Video Page - Default View](#) slides.

This view is slightly different because the content of the page is in Spanish, the page has a different default topic, and the page has a unique list of [Channels/Topics](#).

Other Club Page Examples:

<https://www.mlb.com/app/atbat/es/video>

<https://www.mlb.com/es/yankees/video>

<https://www.mlb.com/es/redsox/video>

<https://www.mlb.com/es/phillies/video>

MLB Topic Video Page - Default View - Top Of Page - No Banner Ad - LG/XL

The screenshot shows the MLB website's 'Home Runs' video topic page. The top navigation bar includes links for NEWS, VIDEO, SCORES, STATS, STANDINGS, SCHEDULE, PLAYERS, PLAY BALL, FANS, FANTASY, and APPS. A 'FILM ROOM' banner is prominently displayed, featuring a 'Get Started' button, a search bar, and options to 'Create' and 'Share' highlight reels. Below the banner, the 'Home Runs' section is populated with a grid of video thumbnails. Each thumbnail includes a title, a date, and a duration indicator. The titles of the videos include: 'Adam Duvall rockets three homers twice in 2020', 'Pete Alonso hits a go-ahead homer', 'Adam Duvall launches grand slam for his third homer', 'Statcast measures Ronald Acuña Jr.'s 453-foot homer', 'Yuli Gurriel clobbers a solo homer to left-center', 'Mike Yastrzemski launches a three-run homer to right', 'Enrique Hernández drives a solo home run', 'Gleyber Torres plates four runs in the Yankees' win', 'Pete Alonso hits a go-ahead homer', and 'Matt Kemp crushes a two-run home run to left field'.

URL:

<https://www.mlb.com/video/topic/home-runs>

Topic Page Tracking:

Track page load

Notification container:

A customizable notification is displayed below the [Subnav](#) menu.

The user has the option to dismiss the notification.

If the user dismisses the notification, then the notification will not come back unless the user clears out his/her browser's local storage.

The notification container may not show on certain topic id pages.

Notification container Tracking:

Dismiss

Show

Get Started

Video Card Items:

Each Video Card item is clickable.

On click, the user is redirected to the MLB Playback Video Page.

Each Video Card item has an options menu.

Video Card Items Tracking:

Clicking Video Card item

Clicking Video Card item options

Clicking Add to Reel/Remove From Reel option within Video Card item options

Clicking Share this video option within Video Card item options

Other Topic Pages with no Banner Ads Examples:

<https://www.mlb.com/video/topic/most-popular>

<https://www.mlb.com/video/topic/trade-talk>

<https://www.mlb.com/video/topic/hall-of-fame>

<https://www.mlb.com/video/topic/walk-offs>

<https://www.mlb.com/video/topic/mlb-network>

<https://www.mlb.com/video/topic/mlb-draft>

<https://www.mlb.com/video/topic/daily-recaps>

<https://www.mlb.com/video/topic/mlb-pipeline>

MLB Topic Video Page - Default View - Top Of Page - Banner Ad - LG/XL

Statcast

Take me into the ballgame.

Statcast is powered by Google Cloud, the official cloud technology of MLB.

Learn more

Google Cloud

Statcast

Adam Duvall belts 3rd HR of game 450 ft. at 110.4 mph
September 10, 2020

Statcast measures Michael Conforto's leaping catch
September 9, 2020

Statcast measures Ronald Acuña Jr.'s 453rd homer
September 9, 2020

Starling Marte covers 51 feet quickly for great grab
September 8, 2020

Rafael Devers smacks a pair of hard-hit home runs
September 8, 2020

URL:

<https://www.mlb.com/video/topic/statcast>

Topic Page Tracking:

Track page load

Banner Ad:

Clicking opens Ad in new browser tab.

Notification Container:

The notification container is not showing on this topic page because the topic id was blacklisted.

Video Card Items:

Each Video Card item is clickable.

On click, the user is redirected to the MLB Playback Video Page.

Each Video Card item has an options menu.

Video Card Items Tracking:

Clicking Video Card item

Clicking Video Card item options

Clicking Add to Reel/Remove From Reel option within Video Card item options

Clicking Share this video option within Video Card item options

Other Topic Pages with Banner Ads Examples:

<https://www.mlb.com/video/topic/rallies>

<https://www.mlb.com/video/topic/mlb-vault>

<https://www.mlb.com/video/topic/game-changers>

<https://www.mlb.com/video/topic/top-defensive-plays>

<https://www.mlb.com/video/topic/curtain-calls>

<https://www.mlb.com/video/topic/quick-pitch-recap>

<https://www.mlb.com/video/topic/carry-the-freight>

MLB Topic Video Page - Default View - Bottom Of Page - LG/XL

The screenshot displays the MLB.com website's 'Home Runs' video topic page. The page features a grid of ten video cards, each with a thumbnail image of a baseball player in action, a title, and a duration. The cards are arranged in two rows of five. The first row includes videos for Ronald Acuña Jr. (no-doubt three-run home run), Adam Duvall (second home run), Mookie Betts (leadoff home run), Andrés Giménez (solo homer), and Springer (leadoff homer). The second row includes videos for Michael Conforto (solo home run), James McCann (two-run home run), Freddie Freeman (1,500th hit), DJ Stewart (solo home run), and Jeff McNeil (4th consecutive homer). A 'See More' button is located below the grid. The page footer contains navigation links for 'OFFICIAL INFORMATION', 'HELP/CONTACT US', 'MORE MLB SITES & AFFILIATES', and 'CAREERS', along with logos for MLB and Boys & Girls Clubs of America, and social media icons for Facebook, Twitter, and Instagram.

URL:

<https://www.mlb.com/video/topic/home-runs>

Topic Page Tracking:

Track page load

Video Card Items:

Each Video Card item is clickable.

On click, the user is redirected to the MLB Playback Video Page.

Each Video Card item has an options menu.

Video Card Items Tracking:

Clicking Video Card item

Clicking Video Card item options

Clicking Add to Reel/Remove From Reel option within Video Card item options

Clicking Share this video option within Video Card item options

See More Button:

Clicking the See More button will load more Video Card items if they are available.

If no more items are available, then the See More button is not displayed.

See More Button Tracking:

Clicking See More Button

Home Runs Videos | MLB.com

mlb.com/video/topic/home-runs

Incognito

VIDEO SCORES STATS STANDINGS

FILM ROOM
POWERED BY Google Cloud

Channels Search Reels

Introducing MLB Film Room

Watch. Create. Share. The best way to binge baseball.

Search
Search millions of videos with 30+ filters.

Create
Create highlight reels to tell your story.

Share
Share, embed, or tweet to your friends & frenemies.

[Get Started](#)

Home Runs

Adam Duvall rockets three homers twice in 2020
September 10, 2020

Pete Alonso hits a go-ahead homer
September 9, 2020

Adam Duvall launches grand slam for his third homer
September 9, 2020

URL:

<https://www.mlb.com/video/topic/home-runs>

Topic Page Tracking:

Track page load

Notification container:

A customizable notification is displayed below the Subnav menu.

The user has the option to dismiss the notification.

If the user dismisses the notification, then the notification will not come back unless the user clears out his/her browser's local storage.

The notification container may not show on certain topic id pages

Video Card Items:

Each Video Card item is clickable.

On click, the user is redirected to the MLB Playback Video Page.

Each Video Card item has an options menu.

Video Card Items Tracking:

Clicking Video Card item

Clicking Video Card item options

Clicking Add to Reel/Remove From Reel option within Video Card item options

Clicking Share this video option within Video Card item options

Other Topic Pages with no Banner Ads Examples:

<https://www.mlb.com/video/topic/most-popular>

<https://www.mlb.com/video/topic/trade-talk>

<https://www.mlb.com/video/topic/hall-of-fame>

<https://www.mlb.com/video/topic/walk-offs>

<https://www.mlb.com/video/topic/mlb-network>

<https://www.mlb.com/video/topic/mlb-draft>

<https://www.mlb.com/video/topic/daily-recaps>

<https://www.mlb.com/video/topic/mlb-pipeline>

MLB Vault Videos | MLB.com

mlb.com/video/topic/mlb-vault

VIDEO SCORES STATS STANDINGS

FILM ROOM POWERED BY Google Cloud

Channels Search Reels

LEGENDARY MOMENTS PRESENTED BY Budweiser

MLB Vault

- Cal Ripken Jr. throws out the ceremonial first pitch** (2:00)
September 6, 2020
- Tom Seaver delivers Hall of Fame speech** (9:10)
September 2, 2020
- Watch highlights from Cal Ripken Jr.'s '91 MVP season** (2:18)
September 2, 2020
- Watch highlights from Cal Ripken Jr.'s rookie season** (1:19)
September 2, 2020
- Cal Ripken Jr.'s first and last career hits** (0:42)
August 25, 2020
- Cal Ripken Jr.'s first and last career home runs** (1:35)
August 25, 2020

URL:

<https://www.mlb.com/video/topic/mlb-vault>

Topic Page Tracking:

Track page load

Banner Ad:

Clicking opens Ad in new browser tab.

Notification Container:

The notification container is not showing on this topic page because the topic id was blacklisted.

Video Card Items:

Each Video Card item is clickable.

On click, the user is redirected to the MLB Playback Video Page.

Each Video Card item has an options menu.

Video Card Items Tracking:

Clicking Video Card item

Clicking Video Card item options

Clicking Add to Reel/Remove From Reel option within Video Card item options

Clicking Share this video option within Video Card item options

Other Topic Pages with Banner Ads Examples:

<https://www.mlb.com/video/topic/rallies>

<https://www.mlb.com/video/topic/statcast>

<https://www.mlb.com/video/topic/game-changers>

<https://www.mlb.com/video/topic/top-defensive-plays>

<https://www.mlb.com/video/topic/curtain-calls>

<https://www.mlb.com/video/topic/quick-pitch-recap>

<https://www.mlb.com/video/topic/carry-the-freight>

MLB Topic Video Page - Default View - Bottom Of Page - MD

The screenshot shows a web browser window displaying the MLB.com video page for 'Home Runs'. The page features a 'FILM ROOM' header with 'POWERED BY Google Cloud'. Below the header are navigation options for 'Channels', 'Search', and 'Reels'. The main content area displays six video thumbnails, each with a title, a date (September 9, 2020), and a duration. The videos are: 1. Matt Kemp (0:57) - 'crushes a two-run home run to left field'; 2. Ronald Acuña Jr. (0:47) - 'mashes a no-doubt three-run home run'; 3. Adam Duvall (0:35) - 'plates three with his second home run'; 4. Mookie Betts (0:30) - 'belts a leadoff home run in the 1st'; 5. Andrés Giménez (0:52) - 'drives a solo homer to left-field'; 6. Springer (0:41) - 'gives Astros early lead with leadoff homer'. A 'See More' button is located below the video grid. The footer contains navigation menus for 'OFFICIAL INFORMATION', 'HELP/CONTACT US', 'MORE MLB SITES & AFFILIATES', and 'CAREERS'. It also features logos for MLB and BOYS & GIRLS CLUBS OF AMERICA, social media icons for Facebook, Twitter, and Instagram, and a 'CONNECT WITH MLB' section. At the bottom, there are links for 'Terms of Use', 'Privacy Policy', 'Legal Notices', 'Contact Us', 'Do Not Sell My Personal Data', and a 'Cookies Settings' button. The copyright notice reads '© 2020 MLB Advanced Media, LP. All rights reserved.'

URL:

<https://www.mlb.com/video/topic/home-runs>

Topic Page Tracking:

Track page load

Video Card Items:

Each Video Card item is clickable.

On click, the user is redirected to the MLB Playback Video Page.

Each Video Card item has an options menu.

Video Card Items Tracking:

Clicking Video Card item

Clicking Video Card item options

Clicking Add to Reel/Remove From Reel option within Video Card item options

Clicking Share this video option within Video Card item options

See More Button:

Clicking the See More button will load more Video Card items if they are available.

If no more items are available, then the See More button is not displayed.

See More Button Tracking:

Clicking See More Button

Home Runs Videos | MLB.com

mlb.com/video/...

VIDEO SCORES STATS STANDINGS

FILM ROOM
POWERED BY Google Cloud

Channels Search Reels

Introducing
MLB Film Room

Search millions of baseball videos.

Create your own highlight reels.

Share or embed your creations.

Get Started

Home Runs

Adam Duvall rockets three homers twice in 2020

September 10, 2020

URL:

<https://www.mlb.com/video/topic/home-runs>

Topic Page Tracking:

Track page load

Notification container:

A customizable notification is displayed below the Subnav menu.

The user has the option to dismiss the notification.

If the user dismisses the notification, then the notification will not come back unless the user clears out his/her browser's local storage.

The notification container may not show on certain topic id pages

Video Card Items:

Each Video Card item is clickable.

On click, the user is redirected to the MLB Playback Video Page.

Each Video Card item has an options menu.

Video Card Items Tracking:

Clicking Video Card item

Clicking Video Card item options

Clicking Add to Reel/Remove From Reel option within Video Card item options

Clicking Share this video option within Video Card item options

Other Topic Pages with no Banner Ads Examples:

<https://www.mlb.com/video/topic/most-popular>

<https://www.mlb.com/video/topic/trade-talk>

<https://www.mlb.com/video/topic/hall-of-fame>

<https://www.mlb.com/video/topic/walk-offs>

<https://www.mlb.com/video/topic/mlb-network>

<https://www.mlb.com/video/topic/mlb-draft>

<https://www.mlb.com/video/topic/daily-recaps>

<https://www.mlb.com/video/topic/mlb-pipeline>

The screenshot shows a mobile browser view of the MLB.com website. The address bar displays 'mlb.com/video/to'. The navigation menu includes 'VIDEO', 'SCORES', 'STATS', and 'STANDINGS'. Below the menu is the 'FILM ROOM' logo, powered by Google Cloud, with 'Channels', 'Search', and 'Reels' options. A banner image features a truck and the 'CARRY THE FREIGHT' logo. The main content area displays two video thumbnails. The first video is titled 'Adam Duvall drives in nine with three-homer game' and is dated September 10, 2020. The second video is titled 'Isiah Kiner-Falefa picks up four hits' and is also dated September 10, 2020.

URL:

<https://www.mlb.com/video/topic/carry-the-freight>

Topic Page Tracking:

Track page load

Banner Ad:

Clicking opens Ad in new browser tab.

Notification Container:

The notification container is not showing on this topic page because the topic id was blacklisted.

Video Card Items:

Each Video Card item is clickable.

On click, the user is redirected to the MLB Playback Video Page.

Each Video Card item has an options menu.

Video Card Items Tracking:

Clicking Video Card item

Clicking Video Card item options

Clicking Add to Reel/Remove From Reel option within Video Card item options

Clicking Share this video option within Video Card item options

Other Topic Pages with Banner Ads Examples:

<https://www.mlb.com/video/topic/rallies>

<https://www.mlb.com/video/topic/statcast>

<https://www.mlb.com/video/topic/game-changers>

<https://www.mlb.com/video/topic/top-defensive-plays>

<https://www.mlb.com/video/topic/curtain-calls>

<https://www.mlb.com/video/topic/quick-pitch-recap>

<https://www.mlb.com/video/topic/mlb-vault>

MLB Topic Video Page - Default View - Bottom Of Page - XS/SM

Home Runs Videos | MLB.com

mlb.com/video/toj

Incognito

FILM ROOM
POWERED BY Google Cloud

Channels Search Reels ^{NEW}

September 9, 2020

0:31

Mike Yastrzemski launches a three-run homer to right

September 9, 2020

See More

OFFICIAL INFORMATION ▼

HELP/CONTACT US ▼

MORE MLB SITES & AFFILIATES ▼

CAREERS ▼

MLB BOYS & GIRLS CLUBS OF AMERICA

CONNECT WITH MLB

Facebook Twitter Instagram

Terms of Use Privacy Policy Legal Notices Contact Us

Do Not Sell My Personal Data [Cookie Settings](#)

© 2020 MLB Advanced Media, LP. All rights reserved.

URL:

<https://www.mlb.com/video/topic/home-runs>

Topic Page Tracking:

Track page load

Video Card Items:

Each Video Card item is clickable.

On click, the user is redirected to the MLB Playback Video Page.

Each Video Card item has an options menu.

Video Card Items Tracking:

Clicking Video Card item

Clicking Video Card item options

Clicking Add to Reel/Remove From Reel option within Video Card item options

Clicking Share this video option within Video Card item options

See More Button:

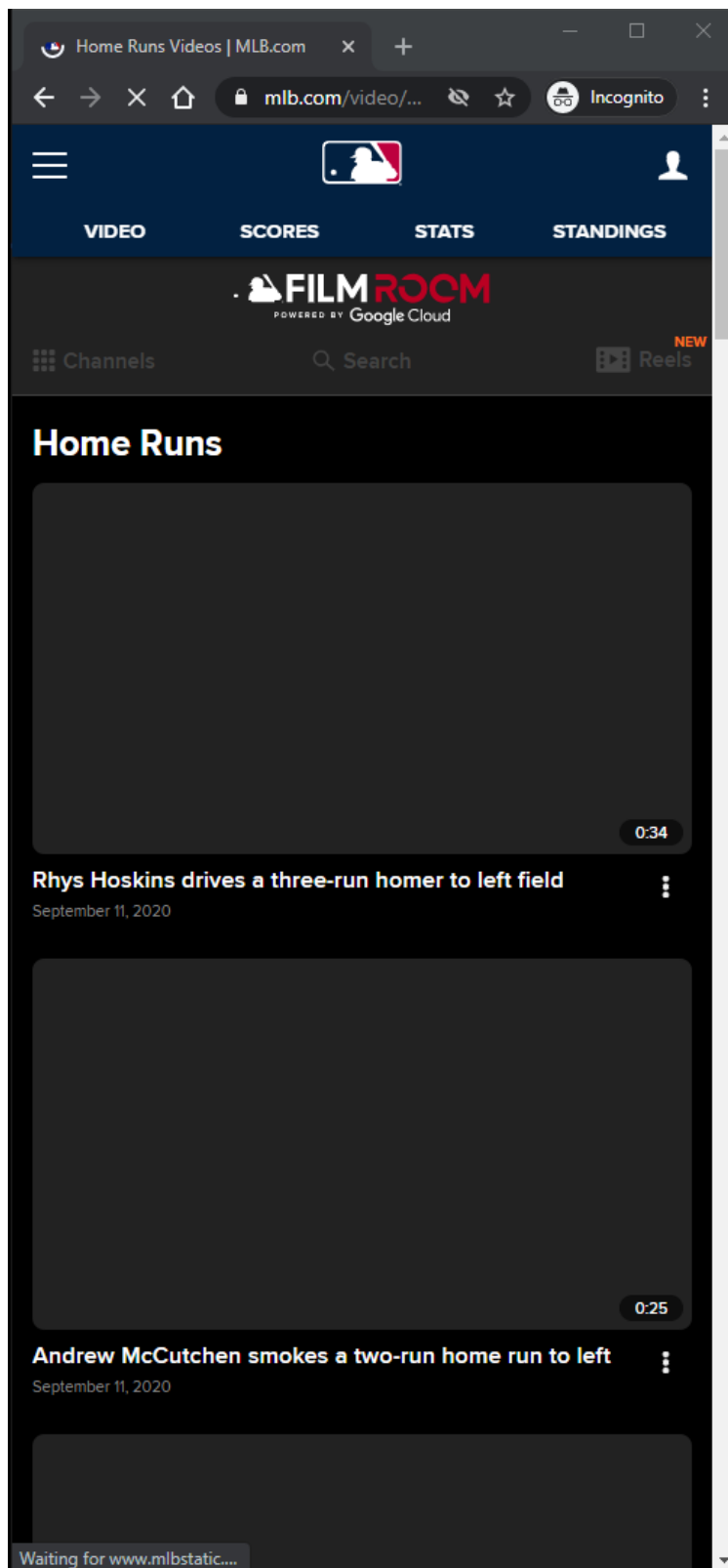
Clicking the See More button will load more Video Card items if they are available.

If no more items are available, then the See More button is not displayed.

See More Button Tracking:

Clicking See More Button

MLB Topic Video Page - Default View - Loading



URL:

<https://www.mlb.com/video/topic/home-runs>

Topic Page Tracking:

Track page load

Topic Page Loading:

Subnav is disabled

Skeleton is displayed

Video Card Items:

Each Video Card item is clickable.

On click, the user is redirected to the MLB Playback Video Page.

Video Card Items Tracking:

Clicking Video Card item

MLB Topic Video Page - Default View - Video Card Options - MD/LG/XL

The screenshot shows the MLB.com website interface for the 'Home Runs' video topic. The page features a dark blue header with navigation links like 'NEWS', 'VIDEO', 'SCORES', 'STATS', 'STANDINGS', 'SCHEDULE', 'PLAYERS', 'PLAY BALL', 'FANS', 'FANTASY', and 'APPS'. Below the header is a search bar and a 'FILM ROOM' logo. The main content area is titled 'Home Runs' and displays a grid of video cards. Each card includes a video thumbnail, a title, and a duration. The first card is 'Corey Seager, AJ Pollock in the 3rd' with a duration of 1:10. Other cards include 'Carson Kelly launches two-run homer to left-center', 'Freddie Freeman, Dansby Swanson key Braves' comeback', 'Freddie Freeman belts his second homer of the game', 'Rafael Devers goes 3-for-4 with 2-run homer, 3 RBIs', 'AJ Pollock goes back-to-back with Corey Seager', 'Corey Seager rips solo homer to left field in the 3rd', 'Jorge Oñá belts a solo home run to left field', 'Tigers come back in the 6th and 7th to score 7 runs', and 'Manny Machado belts a solo home run to left field'. Each card has a three-dot menu icon for options like 'Add to Reel' and 'Share this video'.

URL:

<https://www.mlb.com/video/topic/home-runs>

Video Card Options:

Add To Reel/Remove From Reel

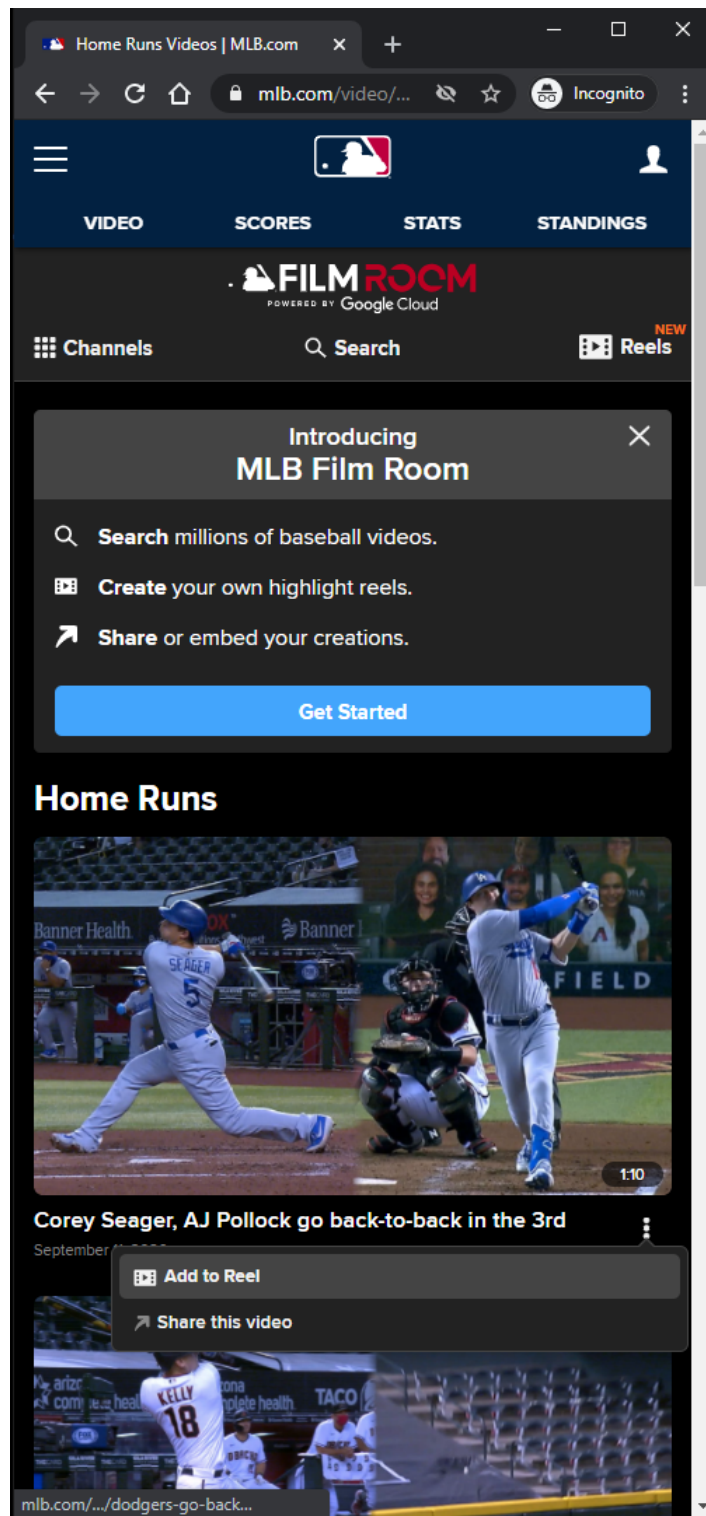
Share this video

Video Card Options Tracking:

Clicking Add to Reel/Remove From Reel option

Clicking Share this video option

MLB Topic Video Page - Default View - Video Card Options - XS/SM



URL:

<https://www.mlb.com/video/topic/home-runs>

Video Card Options:

Add To Reel/Remove From Reel

Share this video

Video Card Options Tracking:

Clicking Add to Reel/Remove From Reel option

Clicking Share this video option

MLB Topic Video Page - Default View - Adding Video Highlight To Reel Cart - MD/LG/XL

The screenshot shows the MLB.com website interface. At the top, there's a navigation bar with 'NEWS VIDEO SCORES STATS STANDINGS SCHEDULE PLAYERS PLAY BALL FANS FANTASY APPS'. Below that, a 'FILM ROOM' banner is visible. The main content area is titled 'Home Runs' and displays a grid of video highlights. Each video card includes a thumbnail, a title, and a duration. An orange checkmark overlay is present on the top right of each video card, indicating it has been added to the user's reel. The videos shown include Corey Seager and AJ Pollock, Carson Kelly, Freddie Freeman, Rafael Devers, AJ Pollock and Corey Seager, Corey Seager, Jorge Oñia, Tigers, and Manny Machado.

URL:

<https://www.mlb.com/video/topic/home-runs>

Add To Reel Option:

If the user is not logged in, then he/she is redirected to the MLB Login Page.

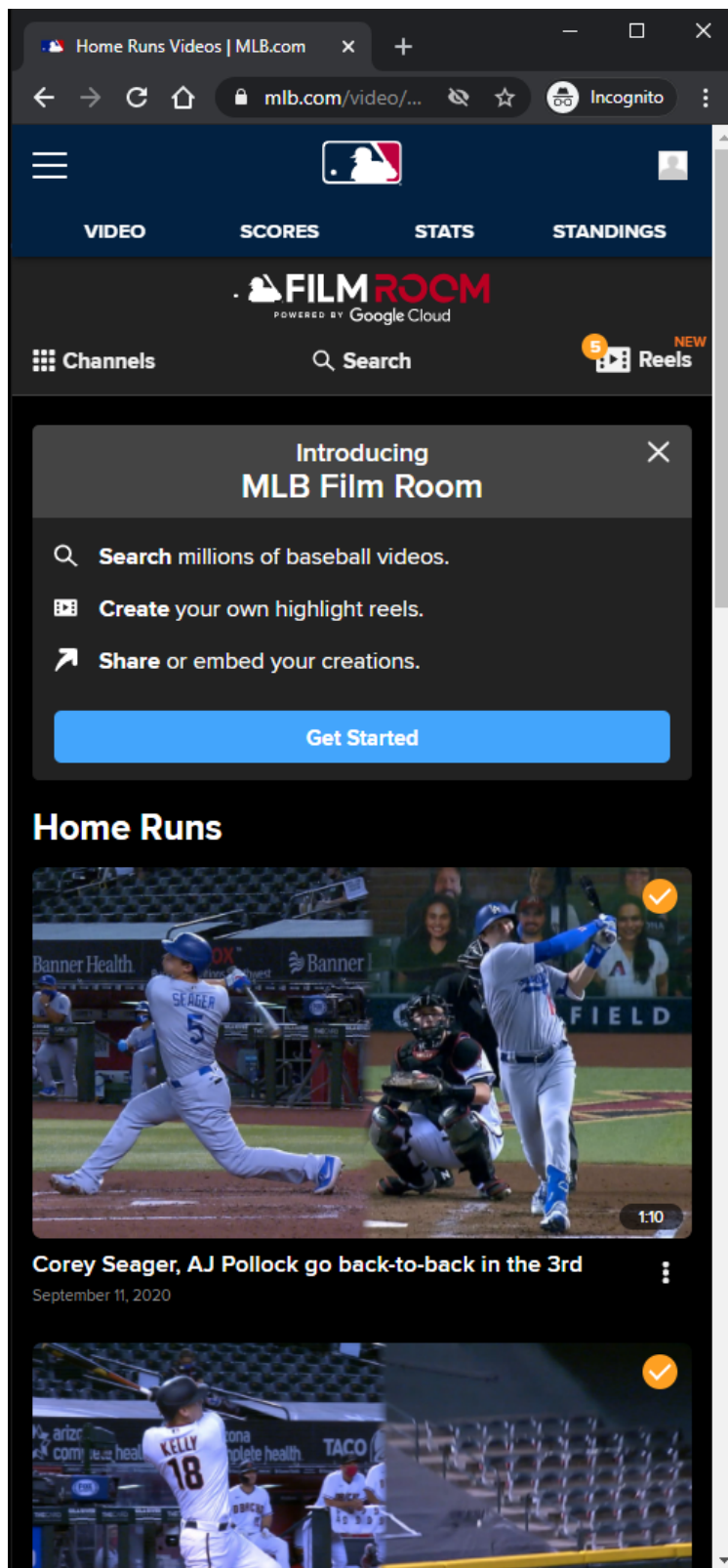
Clicking the Add To Reel option will add an orange check overlay image to the Video card, and add the selected video to the Reels cart in the Subnav menu.

If the user adds their 5th reel, then the Reel Cart automatically opens.

Add To Reel Tracking:

Clicking Add to Reel option

MLB Topic Video Page - Default View - Adding Video Highlight To Reel Cart - XS/SM



URL:

<https://www.mlb.com/video/topic/home-runs>

Add To Reel Option:

If the user is not logged in, then he/she is redirected to the [MLB Login Page](#).

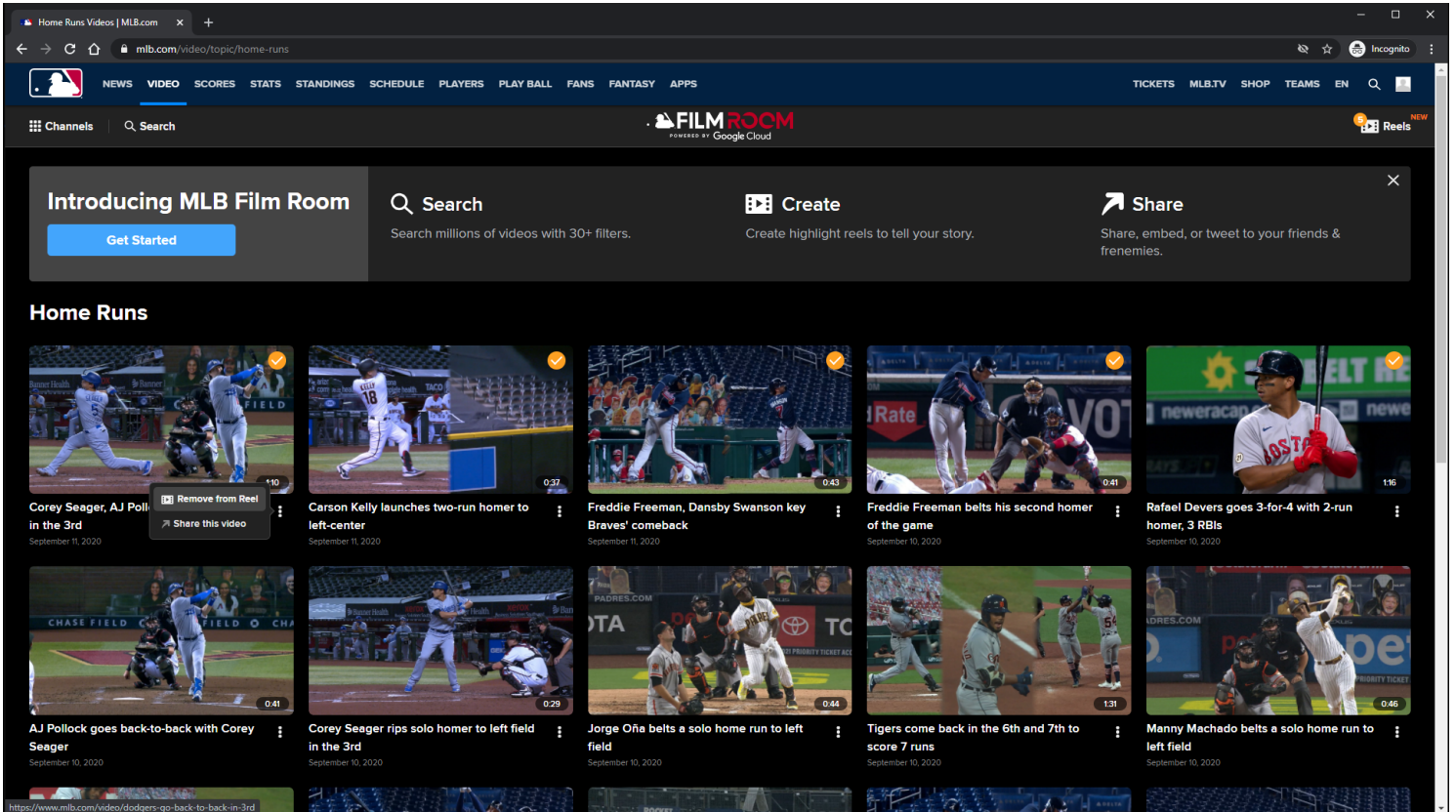
Clicking the [Add To Reel](#) option will add an orange check overlay image to the [Video card](#), and add the selected video to the [Reels cart](#) in the [Subnav](#) menu.

If the user adds their 5th reel, then the [Reel Cart](#) automatically opens.

Add To Reel Tracking:

Clicking [Add to Reel](#) option

MLB Topic Video Page - Default View - Removing Video Highlight From Reel Cart - MD/LG/XL



URL:

<https://www.mlb.com/video/topic/home-runs>

Remove From Reel Option:

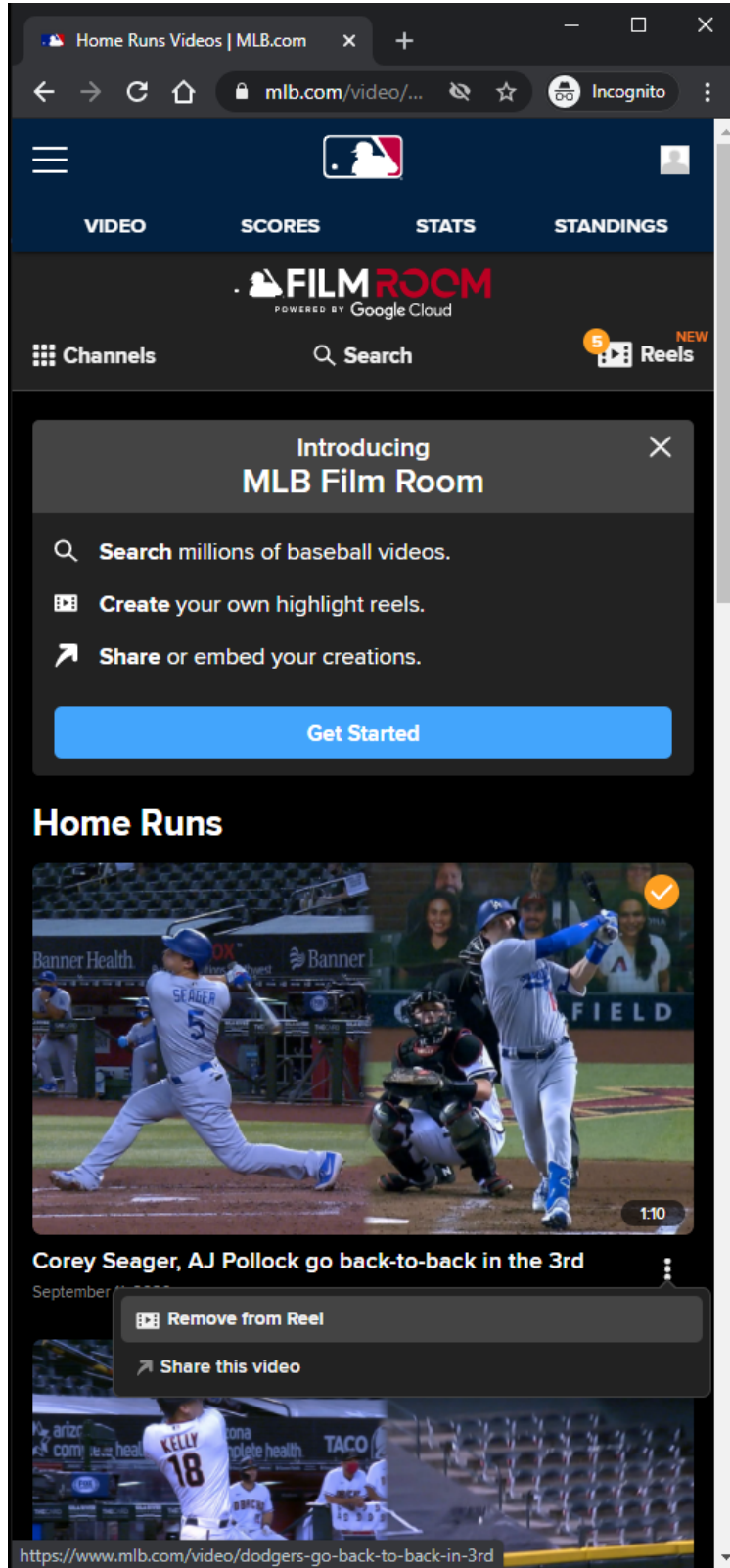
[Remove From Reel](#) option is displayed when viewing [Video Card](#) options of a reel that was already added to the [Reels cart](#) in the [Subnav](#) menu.

Clicking the [Remove From Reel](#) option will remove the orange check overlay image from the [Video Card](#), and remove the selected video from the [Reels cart](#) in the [Subnav](#) menu.

Remove From Reel Tracking:

Clicking [Remove From Reel](#) option

MLB Topic Video Page - Default View - Removing Video Highlight From Reel Cart - XS/SM



URL:

<https://www.mlb.com/video/topic/home-runs>

Remove From Reel Option:

Remove From Reel option is displayed when viewing Video Card options of a reel that was already added to the Reels cart in the Subnav menu.

Clicking the Remove From Reel option will remove the orange check overlay image from the Video Card , and remove the selected video from the Reels cart in the Subnav menu.

Remove From Reel Tracking:

Clicking Remove From Reel option

The screenshot shows a web browser window displaying the MLB Film Room website. The browser's address bar shows 'mlb.com/app/at...'. The website header includes the 'FILM ROOM' logo, 'POWERED BY Google Cloud', and navigation options for 'Channels', 'Search', and 'Reels'. A dark overlay box titled 'Introducing MLB Film Room' lists features: 'Search millions of baseball videos.', 'Create your own highlight reels.', and 'Share or embed your creations.', with a 'Get Started' button. Below this, the 'Home Runs' section features a video player showing Adam Duvall swinging a bat. The video title is 'Adam Duvall rockets three homers twice in 2020' with a date of 'September 10, 2020'. A second video player below shows a batter at home plate with a catcher and umpire.

URL:

<https://www.mlb.com/app/atbat/video/topic/home-runs>

AtBat App View:

This view is similar to [MLB Topic Video Page - Default View](#) slides.
This view is slightly different because the page does not have a header.
The route above is used in the AtBat mobile application.

MLB Topic Video Page - Club View

The screenshot shows a web browser window displaying the MLB Yankees on Demand Video Page. The browser address bar shows mlb.com/yankees/. The page features a dark blue header with the Yankees logo and navigation links for TICKETS, SCHEDULE, SCORES, and STATS. Below the header is the FILM ROOM logo, powered by Google Cloud, with a search bar and a 'Reels' button. A prominent announcement box titled 'Introducing MLB Film Room' lists features: 'Search millions of baseball videos.', 'Create your own highlight reels.', and 'Share or embed your creations.', with a 'Get Started' button. The main content area is titled 'Yankees on Demand' and features a video player. The video player shows a baseball game with the text 'LOOKING BACK 9/4 - 9/6' and 'ANDUJAR 2R 5H .583 OBP .700'. Below the video player, the title 'Trucking Along: Back in the Bronx [Episode 4]' is displayed, along with the date 'September 10, 2020'. At the bottom, there is a graphic with the text 'PRIMETIME PERFORMANCE'.

URL:

<https://www.mlb.com/yankees/video/topic/yankees-on-demand>

Default Topic:

Club View:

This view is similar to MLB Topic Video Page - Default View slides.

This view is slightly different because the page has a different default topic, a different header, and a unique list of Channels/Topics.

Other Club Page Examples:

<https://www.mlb.com/redsox/video/topic/red-sox-cut4>

<https://www.mlb.com/phillies/video/topic/phillies-features>

MLB Topic Video Page - Spanish View

The screenshot shows a web browser window displaying the MLB Film Room interface in Spanish. The browser's address bar shows 'mlb.com/e...'. The page features a dark blue header with navigation links: RESULTADOS, POSICIONES, STATS, and CALENDARIO. Below the header is the 'FILM ROOM' logo, powered by Google Cloud, and a search bar labeled 'Buscar'. A 'Reels' button is visible in the top right corner. A modal window titled 'Presentando Film Room de MLB' is open, containing the following text: 'Busca millones de videos de béisbol.', 'Crea tus propios reels destacados.', and 'Comparte o inserta tus creaciones.', with an 'Empezar' button at the bottom. Below the modal, the 'Más Popular' section displays a video player showing three baseball players in San Diego Padres uniforms. The video title is 'Lo mejor del miércoles en G.L.' and the date is '10 de septie...'. A context menu is open over the video, showing options: 'Agregar al Reel' and 'Comparte este video'.

URL:

<https://www.mlb.com/es/video/topic/most-popular>

Default Topic:

Más Popular

Spanish View:

This view is similar to [MLB Topic Video Page - Default View](#) slides.

This view is slightly different because the content of the page is in Spanish, the page has a different default topic, and the page has a unique list of [Channels/Topics](#).

Other Club Page Examples:

<https://www.mlb.com/app/atbat/es/video/topic/most-popular>

<https://www.mlb.com/es/yankees/video/topic/t147-default-vtp>

<https://www.mlb.com/es/redsox/video/topic/t1111-default-vtp>

<https://www.mlb.com/es/phillies/video/topic/t143-default-vtp>

MLB Playback Video Page - Default View - Top Of Page - No Banner Ad - LG/XL

The screenshot shows the MLB website's video player interface. The main video player displays Adam Duvall in a Milwaukee Brewers uniform, holding a bat. The video title is "Adam Duvall's 3-HR, 9-RBI game" with a timestamp of "September 10, 2020 | 00:01:42". The player includes standard controls like play/pause, volume, and a progress bar. To the right of the video player, there is a sidebar with several sections: "Introducing MLB Film Room" with search and creation options; a "CARRY THE FREIGHT" promotional graphic; and a "Most Popular" section featuring video thumbnails for "Yadier Molina plates Rangel Ravelo with a 2...", "Adam Duvall drives in nine with three-home...", and "Brewers record 13 extra-base hits...". The top navigation bar includes links for NEWS, VIDEO, SCORES, STATS, STANDINGS, SCHEDULE, PLAYERS, PLAY BALL, FANS, FANTASY, and APPS. The MLB logo and "FILM ROOM" branding are also visible.

URL:

<https://www.mlb.com/video/adam-duvall-s-3-hr-9-rbi-game>

Playback Page Tracking:

Track page load

Video Player:

The [Video Player](#) attempts to autoplay with sound when the user arrives at page.

If autoplay with sound is not allowed, then the video attempts to autoplay muted.
If autoplay is not allowed, then the video defaults to click-to-play behavior.

Video Player Tracking:

Video Start
Video Resume
Video Pause
Video 25% complete
Video 50% complete
Video 75% complete
Video complete

Video Player controls:

Rewind 15 seconds
Play/Pause
Fast-forward 15 seconds
Mute/Unmute
Volume Slider
Closed-Captions
Full-Screen/Exit Full-Screen
Native controls used on mobile devices

Notification container:

A customizable notification is displayed below the Subnav menu.
The user has the option to dismiss the notification.
If the user dismisses the notification, then the notification will not come back unless the user clears out his/her browser's local storage.
The notification container may not show on certain topic id pages.

Notification container Tracking:

Dismiss
Show
Get Started

Companion Display Ad:

A companion display ad is displayed above the playlist container each time a video pre-roll ad plays.
The companion display ad is displayed when the video pre-roll ad starts playing.
The companion display ad is synchronized to the video pre-roll ad.
If the video pre-roll ad does not provide a display companion ad, then the display companion ad is not displayed.
If the next video pre-roll ad does not provider a display companion ad, then the existing display

companion ad is removed.

Clicking on a companion ad opens the ad in a new browser tab.

Playlist Display Ad:

A playlist display ad is displayed above the playlist title each time a video pre-roll ad plays.

The playlist display ad is displayed when the video pre-roll ad starts playing.

The playlist display ad is synchronized to the video pre-roll ad.

If the video pre-roll ad does not provide a display playlist ad, then the display playlist ad is not displayed.

If the next video pre-roll ad does not provide a display playlist ad, then the existing display playlist ad is removed.

Clicking on a playlist ad opens the ad in a new browser tab.

Playlist Items:

Each Playlist item is clickable.

On click, the playback page's metadata and video player source is updated.

On click, a Now Playing label overlays the selected Playlist item.

On click, the window scrolls to the top.

Each Playlist item has an options menu.

Playlist Items Tracking:

Clicking Playlist item

Clicking Playlist item options

Clicking Add to Reel/Remove From Reel option within Playlist item options

Clicking Share this video option within Playlist item options

Other Playback Pages with no Banner Ads Examples:

<https://www.mlb.com/video/yadier-molina-homers-3-on-a-fly-ball-to-left-field-rangel-ravelo-scores?t=most-popular>

<https://www.mlb.com/video/gabe-kapler-on-signing-smoak?t=trade-talk>

<https://www.mlb.com/video/tom-seaver-s-hall-of-fame-speech?t=hall-of-fame>

<https://www.mlb.com/video/ryan-pressly-in-play-run-s-to-ramon-laureano?t=walk-offs>

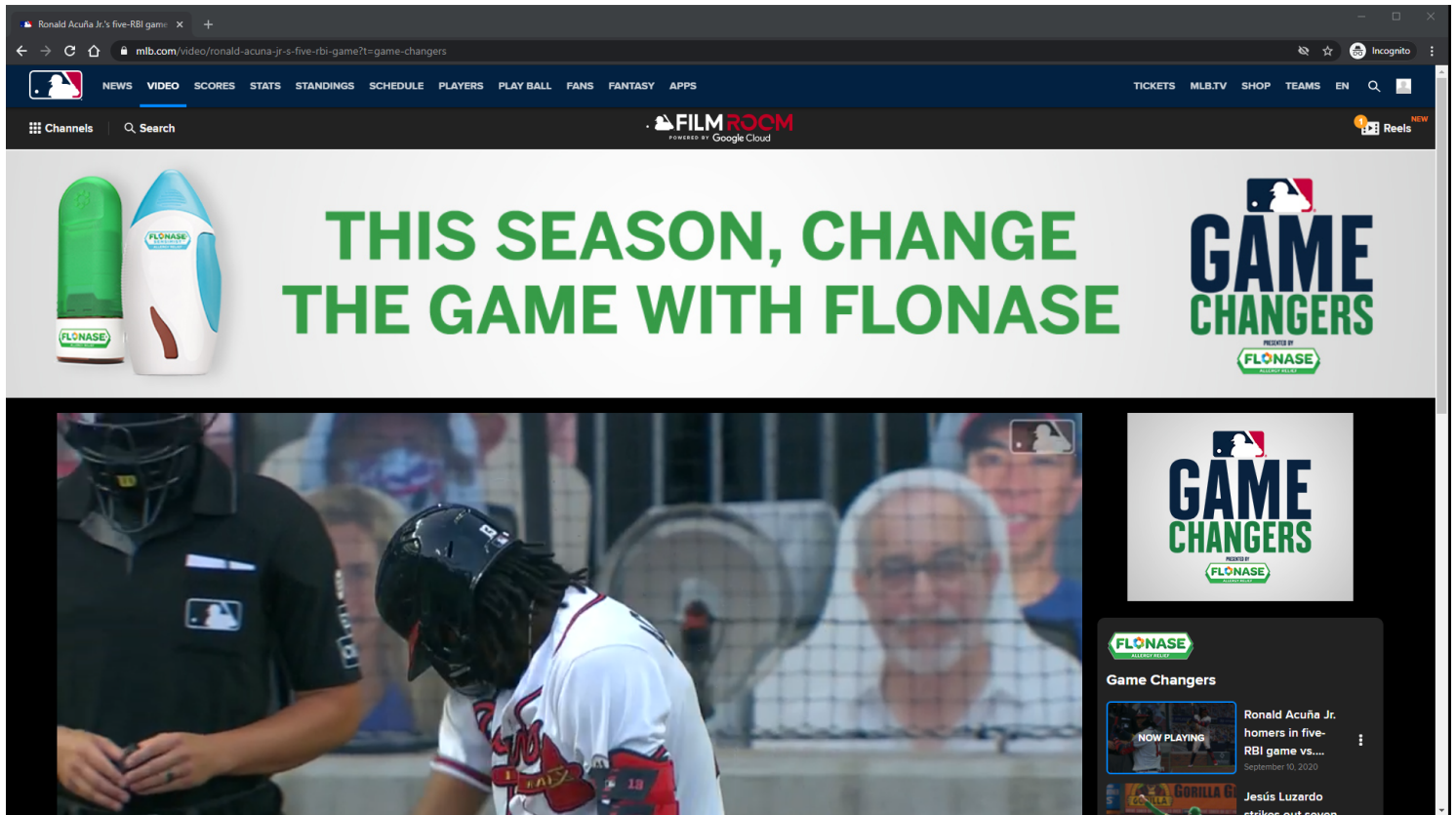
<https://www.mlb.com/video/russo-ranks-his-top-five-pitchers?t=mlb-network>

<https://www.mlb.com/video/2020-mlb-draft-recap?t=mlb-draft>

<https://www.mlb.com/video/dodgers-vs-d-backs-recap-9-9?t=daily-recaps>

<https://www.mlb.com/video/rutschman-leads-2020-prospects?t=mlb-pipeline>

MLB Playback Video Page - Default View - Top Of Page - Banner Ad - LG/XL



The screenshot shows the MLB website's video player interface. At the top, there is a navigation bar with links for NEWS, VIDEO, SCORES, STATS, STANDINGS, SCHEDULE, PLAYERS, PLAY BALL, FANS, FANTASY, and APPS. Below this is a search bar and a 'FILM ROOM' logo. The main content area features a large banner ad for Flonase, which includes images of the product and the text 'THIS SEASON, CHANGE THE GAME WITH FLONASE' and 'GAME CHANGERS'. Below the banner is a video player showing a baseball game. The video player has a 'NOW PLAYING' indicator and a 'GAME CHANGERS' overlay. The video title is 'Ronald Acuña Jr. homers in five-RBI game vs....' and the date is 'September 10, 2020'. The video player also shows a 'GORILLA 6' logo and the name 'Jesús Luzardo'.

URL:

<https://www.mlb.com/video/ronald-acuna-jr-s-five-rbi-game?t=game-changers>

Playback Page Tracking:

Track page load

Video Player:

The Video Player attempts to autoplay with sound when the user arrives at page. If autoplay with sound is not allowed, then the video attempts to autoplay muted. If autoplay is not allowed, then the video defaults to click-to-play behavior.

Video Player Tracking:

Video Start

Video Resume

Video Pause

Video 25% complete

Video 50% complete

Video 75% complete

Video complete

Video Player controls:

Rewind 15 seconds
Play/Pause
Fast-forward 15 seconds
Mute/Unmute
Volume Slider
Closed-Captions
Full-Screen/Exit Full-Screen
Native controls used on mobile devices

Banner Ad:

Clicking opens Ad in new browser tab.

Notification container:

The notification container is not showing on this topic page because the topic id was blacklisted.

Companion Display Ad:

A companion display ad is displayed above the playlist container each time a video pre-roll ad plays.

The companion display ad is displayed when the video pre-roll ad starts playing.

The companion display ad is synchronized to the video pre-roll ad.

If the video pre-roll ad does not provide a display companion ad, then the display companion ad is not displayed.

If the next video pre-roll ad does not provide a display companion ad, then the existing display companion ad is removed.

Clicking on a companion ad opens the ad in a new browser tab.

Playlist Display Ad:

A playlist display ad is displayed above the playlist title each time a video pre-roll ad plays.

The playlist display ad is displayed when the video pre-roll ad starts playing.

The playlist display ad is synchronized to the video pre-roll ad.

If the video pre-roll ad does not provide a display playlist ad, then the display playlist ad is not displayed.

If the next video pre-roll ad does not provide a display playlist ad, then the existing display playlist ad is removed.

Clicking on a playlist ad opens the ad in a new browser tab.

Playlist Items:

Each Playlist item is clickable.

On click, the playback page's metadata and video player source is updated.

On click, a Now Playing label overlays the selected Playlist item.

On click, the window scrolls to the top.

Each Playlist item has an options menu.

Playlist Items Tracking:

Clicking [Playlist](#) item

Clicking [Playlist](#) item options

Clicking [Add to Reel/Remove From Reel](#) option within Playlist item options

Clicking [Share this video](#) option within Playlist item options

Other Playback Pages with Banner Ads Examples:

<https://www.mlb.com/video/ryan-pressly-in-play-run-s-to-ramon-laureano?t=rallies>

<https://www.mlb.com/video/adam-duvall-hits-3rd-hr-450-feet?t=statcast>

<https://www.mlb.com/video/luis-guillorme-rolls-nabs-sisco?t=top-defensive-plays>

<https://www.mlb.com/video/adam-duvall-s-three-homer-game?t=curtain-calls>

<https://www.mlb.com/video/quick-pitch-recap-9-10-20?t=quick-pitch-recap>

<https://www.mlb.com/video/cal-ripken-jr-s-first-pitch?t=mlb-vault>

<https://www.mlb.com/video/adam-duvall-s-3-hr-9-rbi-game?t=carry-the-freight>

MLB Playback Video Page - Default View - Bottom Of Page - LG/XL

The screenshot shows the MLB.com video player interface. The main video player displays a home run by Tyler O'Neill. Below the video, there is a description: "Tyler O'Neill smacks a two-run home run to left-center, plating Paul DeJong and increases the Cardinals score to 7-0 in the 3rd inning." The page includes a navigation bar with "CHANNELS" and "SEARCH" options, and a "FILM ROOM" logo. On the right side, there is a "Reels" section with several video thumbnails, including "O'Neill ropes a 2-run homer to score DeJong" and "Tommy Edman plates Kolten Wong on an RBI...". The footer contains various links such as "OFFICIAL INFORMATION", "HELP/CONTACT US", "MORE MLB SITES & AFFILIATES", and "CAREERS". There are also social media icons for Facebook, Twitter, and Instagram, and a "Cookie Settings" button.

URL:

<https://www.mlb.com/video/tyler-o-neill-homers-5-on-a-fly-ball-to-left-center-field-paul-dejong-scores>

Playback Page Tracking:

Track page load

Playlist Items:

Each Playlist item is clickable.

On click, the playback page's metadata and video player source is updated.

On click, a Now Playing label overlays the selected Playlist item.

On click, the window scrolls to the top.

Each Playlist item has an options menu.

Playlist Items Tracking:

Clicking Playlist item

Clicking Playlist item options

Clicking Add to Reel/Remove From Reel option within Playlist item options

Clicking Share this video option within Playlist item options

See More Button:

Clicking the See More button will load more Playlist items if they are available.

If no more items are available, then the See More button is not displayed.

See More Button Tracking:

Clicking See More Button

Tag Links:

Clicking Tag will redirect the user to the MLB Search Results Video Page.

Tag Links Tracking:

Clicking on Tag

Share Button:

If the user clicks the Share button, then a share modal is displayed to the user.

Share Button Tracking:

Clicking Share Button

Tweet Video Button:

If the user clicks the Tweet Video button, then a tweet share post is displayed to the user in a new window.

Tweet Video Button Tracking:

Clicking Tweet Video Button

Add To Reel Button:

If the user is not logged in, then he/she is redirected to the MLB Login Page.

Clicking Playlist item option Add To Reel will add the selected video to the reels cart.

Add To Reel Button Tracking:

Clicking Add To Reel Button

Other Playback Pages with no Banner Ads Examples:

<https://www.mlb.com/video/yadier-molina-homers-3-on-a-fly-ball-to-left-field-rangel-ravelo-scores?t=most-popular>

<https://www.mlb.com/video/gabe-kapler-on-signing-smoak?t=trade-talk>

<https://www.mlb.com/video/tom-seaver-s-hall-of-fame-speech?t=hall-of-fame>

<https://www.mlb.com/video/ryan-pressly-in-play-run-s-to-ramon-laureano?t=walk-offs>

<https://www.mlb.com/video/russo-ranks-his-top-five-pitchers?t=mlb-network>

<https://www.mlb.com/video/2020-mlb-draft-recap?t=mlb-draft>

<https://www.mlb.com/video/dodgers-vs-d-backs-recap-9-9?t=daily-recaps>

<https://www.mlb.com/video/rutschman-leads-2020-prospects?t=mlb-pipeline>

MLB Playback Video Page - Default View - Playlist Item Options - LG/XL

The screenshot shows the MLB Film Room interface. The main video player displays Adam Duvall in a Braves uniform. The right sidebar features a 'Most Popular' section with three video thumbnails. Each thumbnail has an 'Add to Reel' button. The top right of the sidebar has a 'Reels' icon and a 'Get Started' button. The video player controls at the bottom show a progress bar at 0:00 and a duration of 1:42.

URL:

<https://www.mlb.com/video/adam-duvall-s-3-hr-9-rbi-game>

Playlist Item Options:

Add To Reel/Remove From Reel

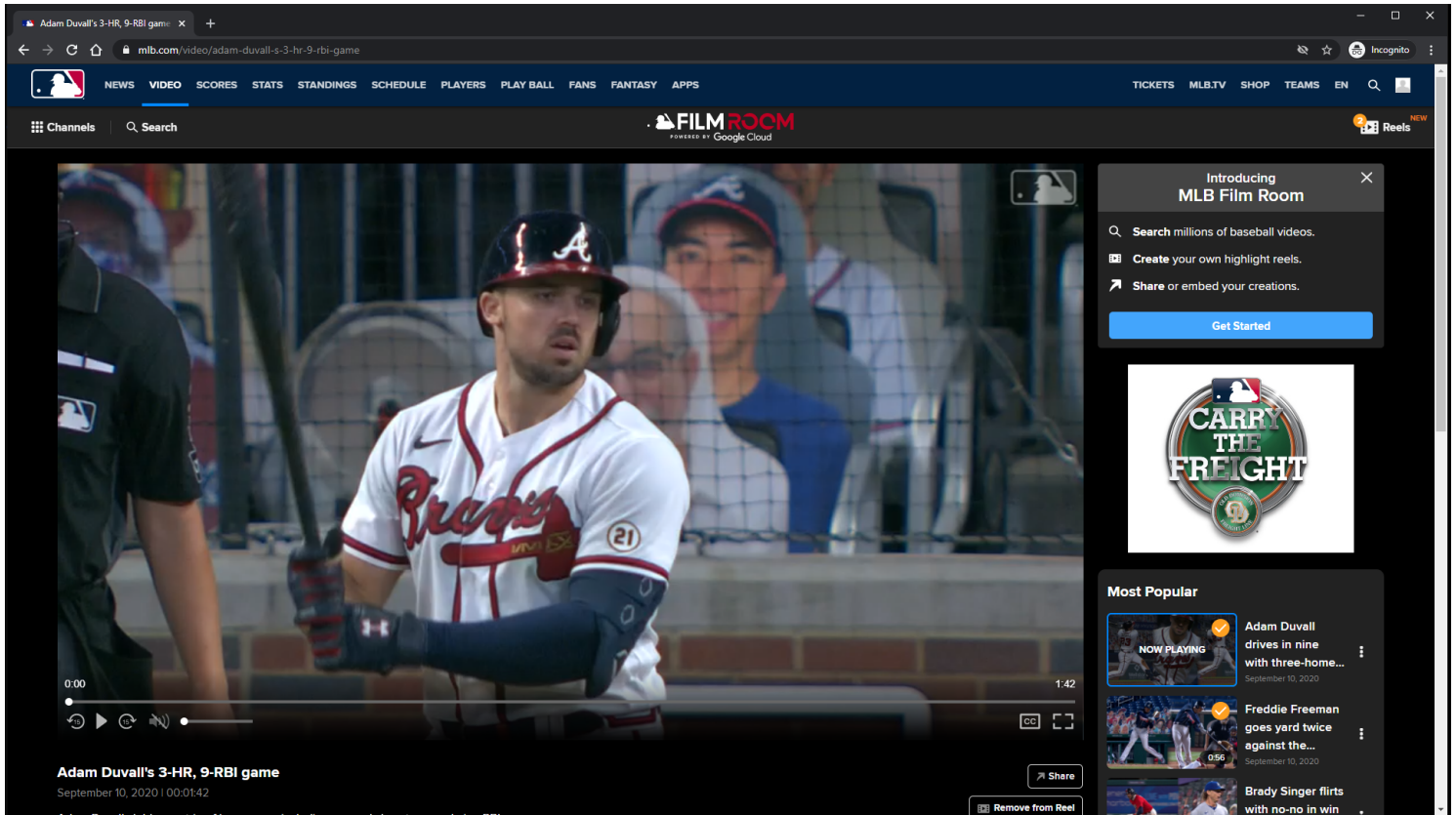
Share this video

Playlist Item Options Tracking:

Clicking Add to Reel/Remove From Reel option

Clicking Share this video option

MLB Playback Video Page - Default View - Adding Video Highlight to Reel Cart - LG/XL



URL:

<https://www.mlb.com/video/adam-duvall-s-3-hr-9-rbi-game>

Add To Reel Button/Option:

If the user is not logged in, then he/she is redirected to the MLB Login Page.

Clicking the Add To Reel option will add an orange check overlay image to the Playlist Item, and add the selected video to the Reels cart in the Subnav menu.

If the user adds their 5th reel, then the Reel Cart automatically opens.

User cannot add Reels videos to Reels Cart.

Add To Reel Button/Option Tracking:

Clicking Add to Reel button/option

MLB Playback Video Page - Default View - Removing Video Highlight from Reel Cart - LG/XL

The screenshot displays the MLB Film Room interface. The main video player shows Adam Duvall in a white Braves uniform with the number 33 on his back. The video title is "Adam Duvall's 3-HR, 9-RBI game" from September 10, 2020. Below the video player, there are buttons for "Share", "Remove from Reel", and "Tweet Video". The right sidebar contains a search bar, a "Get Started" button, a "CARRY THE FREIGHT" graphic, and a "Most Popular" section with video thumbnails and titles.

URL:

<https://www.mlb.com/video/adam-duvall-s-3-hr-9-rbi-game>

Remove From Reel Button/Option:

Button/Option is displayed when viewing reel that was added to the reels cart.

Clicking the Remove From Reel option will remove the orange check overlay image from the Playlist Item, and remove the selected video from the Reels cart in the Subnav menu.

Remove From Reel Button/Option Tracking:

Clicking Remove From Reel Button

MLB Playback Video Page - Default View - Top Of Page - No Banner Ad - MD

The screenshot shows a web browser window displaying the MLB Film Room page. The browser's address bar shows the URL [mlb.com/video/adam-duvall-s-3-hr-9-rbi-game](https://www.mlb.com/video/adam-duvall-s-3-hr-9-rbi-game). The page features a dark blue navigation bar with the MLB logo and menu items: VIDEO, SCORES, STATS, and STANDINGS. Below the navigation bar is the 'FILM ROOM' logo, which is powered by Google Cloud. A search bar and a 'Channels' button are visible on the left, and a 'Reels' button with a 'NEW' badge is on the right. A large, dark grey overlay with a close button (X) in the top right corner contains the text 'Introducing MLB Film Room' and the tagline 'Watch. Create. Share. The best way to binge baseball.' Below this text are three columns of features: 'Search' (with a magnifying glass icon), 'Create' (with a video camera icon), and 'Share' (with a share icon). Each feature includes a brief description: 'Search millions of videos with 30+ filters.', 'Create highlight reels to tell your story.', and 'Share, embed, or tweet to your friends & frenemies.' A blue 'Get Started' button is centered at the bottom of the overlay. Below the overlay is a large video player showing a baseball player in a white uniform with red accents, swinging a bat. The player is wearing a dark helmet with a red 'A' logo. The background shows a blurred crowd of spectators behind a chain-link fence. A small MLB logo is visible in the top right corner of the video player.

URL:

<https://www.mlb.com/video/adam-duvall-s-3-hr-9-rbi-game>

Playback Page Tracking:

Track page load

Video Player:

The Video Player attempts to autoplay with sound when the user arrives at page. If autoplay with sound is not allowed, then the video attempts to autoplay muted. If autoplay is not allowed, then the video defaults to click-to-play behavior.

Video Player Tracking:

Video Start

Video Resume

Video Pause

Video 25% complete

Video 50% complete

Video 75% complete

Video complete

Video Player controls:

Rewind 15 seconds

Play/Pause

Fast-forward 15 seconds

Mute/Unmute

Volume Slider

Closed-Captions

Full-Screen/Exit Full-Screen

Native controls used on mobile devices

Notification container:

A customizable notification is displayed below the Subnav menu.

The user has the option to dismiss the notification.

If the user dismisses the notification, then the notification will not come back unless the user clears out his/her browser's local storage.

The notification container may not show on certain topic id pages.

Notification container Tracking:

Dismiss

Show

Get Started

Other Playback Pages with no Banner Ads Examples:

<https://www.mlb.com/video/yadier-molina-homers-3-on-a-fly-ball-to-left-field-rangel-ravelo-scores?t=most-popular>

<https://www.mlb.com/video/gabe-kapler-on-signing-smoak?t=trade-talk>

<https://www.mlb.com/video/tom-seaver-s-hall-of-fame-speech?t=hall-of-fame>

<https://www.mlb.com/video/ryan-pressly-in-play-run-s-to-ramon-laureano?t=walk-offs>

<https://www.mlb.com/video/russo-ranks-his-top-five-pitchers?t=mlb-network>

<https://www.mlb.com/video/2020-mlb-draft-recap?t=mlb-draft>

<https://www.mlb.com/video/dodgers-vs-d-backs-recap-9-9?t=daily-recaps>

<https://www.mlb.com/video/rutschman-leads-2020-prospects?t=mlb-pipeline>

MLB Playback Video Page - Default View - Top Of Page - Banner Ad - MD

The screenshot shows a web browser window displaying the MLB website. The address bar shows the URL: [mlb.com/video/ronald-acuna-jr-s-five-rbi-game?t=game-changers](https://www.mlb.com/video/ronald-acuna-jr-s-five-rbi-game?t=game-changers). The page features a navigation menu with 'VIDEO', 'SCORES', 'STATS', and 'STANDINGS'. Below the navigation is the 'FILM ROOM' logo, powered by Google Cloud, with a search bar and 'Channels' and 'Reels' options. A banner advertisement for Flonase is displayed, featuring two bottles of the medication and the text 'THIS SEASON, CHANGE THE GAME WITH FLONASE' and 'GAME CHANGERS'. Below the banner is a video player showing a baseball player in a white uniform with red accents, likely Ronald Acuña Jr., in a batting stance. The video player has a progress bar at the bottom, showing 0:00 / 1:29, and a 'Share' button.

URL:

<https://www.mlb.com/video/ronald-acuna-jr-s-five-rbi-game?t=game-changers>

Playback Page Tracking:

Track page load

Video Player:

The Video Player attempts to autoplay with sound when the user arrives at page. If autoplay with sound is not allowed, then the video attempts to autoplay muted. If autoplay is not allowed, then the video defaults to click-to-play behavior.

Video Player Tracking:

Video Start

Video Resume

Video Pause

Video 25% complete

Video 50% complete

Video 75% complete

Video complete

Video Player controls:

Rewind 15 seconds

Play/Pause

Fast-forward 15 seconds

Mute/Unmute

Volume Slider

Closed-Captions

Full-Screen/Exit Full-Screen

Native controls used on mobile devices

Banner Ad:

Clicking opens Ad in new browser tab.

Notification container:

The notification container is not showing on this topic page because the topic id was blacklisted.

Playlist Items:

Each Playlist item is clickable.

On click, the playback page's metadata and video player source is updated.

On click, a Now Playing label overlays the selected Playlist item.

On click, the window scrolls to the top.

Each Playlist item has an options menu.

Playlist Items Tracking:

Clicking Playlist item

Clicking Playlist item options

Clicking Add to Reel/Remove From Reel option within Playlist item options

Clicking Share this video option within Playlist item options

Other Playback Pages with Banner Ads Examples:

<https://www.mlb.com/video/ryan-pressly-in-play-run-s-to-ramon-laureano?t=rallies>

<https://www.mlb.com/video/adam-duvall-hits-3rd-hr-450-feet?t=statcast>

<https://www.mlb.com/video/luis-guillorme-rolls-nabs-sisco?t=top-defensive-plays>

<https://www.mlb.com/video/adam-duvall-s-three-homer-game?t=curtain-calls>

<https://www.mlb.com/video/quick-pitch-recap-9-10-20?t=quick-pitch-recap>

<https://www.mlb.com/video/cal-ripken-jr-s-first-pitch?t=mlb-vault>

<https://www.mlb.com/video/adam-duvall-s-3-hr-9-rbi-game?t=carry-the-freight>

MLB Playback Video Page - Default View - Middle Of Page - MD

The screenshot shows a web browser window displaying the MLB Playback Video Page for Adam Duvall's 3-HR, 9-RBI game. The browser address bar shows the URL [mlb.com/video/adam-duvall-s-3-hr-9-rbi-game](https://www.mlb.com/video/adam-duvall-s-3-hr-9-rbi-game). The page features a video player at the top with a progress bar at 0:01 of a 1:42 video. Below the player is the video title "Adam Duvall's 3-HR, 9-RBI game" and a description: "Adam Duvall clobbers a trio of home runs, including a grand slam, to record nine RBIs in the Braves' 29-9 win against the Marlins." The page also includes social sharing buttons for "Share", "Add to Reel", and "Tweet Video". A "CARRY THE FREIGHT" logo is visible below the description. The "Most Popular" section below the video player displays six recommended video thumbnails with their titles and durations:

- Adam Duvall drives in nine with three-homer game** (0:56)
- Freddie Freeman goes yard twice against the Nationals** (1:33)
- Brady Singer flirts with no-no in win | Curtain Call** (0:32)
- Mike Trout belts a 449-ft. homer at 107.1 mph** (1:19)
- Molina hits homer while wearing No. 21 | Curtain Call** (0:28)
- Bobby Dalbec homers in his fifth straight game** (0:28)

URL:

<https://www.mlb.com/video/adam-duvall-s-3-hr-9-rbi-game>

Playback Page Tracking:

Track page load

Companion Display Ad:

A companion display ad is displayed above the playlist container each time a video pre-roll ad plays.

The companion display ad is displayed when the video pre-roll ad starts playing.

The companion display ad is synchronized to the video pre-roll ad.

If the video pre-roll ad does not provide a display companion ad, then the display companion ad is not displayed.

If the next video pre-roll ad does not provide a display companion ad, then the existing display companion ad is removed.

Clicking on a companion ad opens the ad in a new browser tab.

Playlist Display Ad:

A playlist display ad is displayed above the playlist title each time a video pre-roll ad plays.

The playlist display ad is displayed when the video pre-roll ad starts playing.

The playlist display ad is synchronized to the video pre-roll ad.

If the video pre-roll ad does not provide a display playlist ad, then the display playlist ad is not displayed.

If the next video pre-roll ad does not provide a display playlist ad, then the existing display playlist ad is removed.

Clicking on a playlist ad opens the ad in a new browser tab.

Playlist Items:

Each Playlist item is clickable.

On click, the playback page's metadata and video player source is updated.

On click, a Now Playing label overlays the selected Playlist item.

On click, the window scrolls to the top.

Each Playlist item has an options menu.

Playlist Items Tracking:

Clicking Playlist item

Clicking Playlist item options

Clicking Add to Reel/Remove From Reel option within Playlist item options

Clicking Share this video option within Playlist item options

Tag Links:

Clicking Tag will redirect the user to the MLB Search Results Video Page.

Tag Links Tracking:

Clicking on Tag

Share Button:

If the user clicks the Share button, then a share modal is displayed to the user.

Share Button Tracking:

Clicking Share Button

Tweet Video Button:

If the user clicks the Tweet Video button, then a tweet share post is displayed to the user in a new window.

Tweet Video Button Tracking:

Clicking Tweet Video Button

Add To Reel Button:

If the user is not logged in, then he/she is redirected to the MLB Login Page.

Clicking Playlist item option Add To Reel will add the selected video to the reels cart.

Add To Reel Button Tracking:

Clicking Add To Reel Button

MLB Playback Video Page - Default View - Bottom Of Page - MD

The screenshot shows a web browser window displaying the MLB Playback Video Page. The browser's address bar shows the URL <https://www.mlb.com/video/adam-duvall-s-3-hr-9-rbi-game>. The page features a dark theme and a navigation bar with "Channels", "Search", and "Reels" (marked as NEW). The main content area is a grid of video thumbnails, each with a title and a date. The thumbnails are arranged in two rows of three. The first row includes videos about Mike Trout's home run, Molina's home run, and Bobby Dalbec's home run. The second row includes videos about Piazza's home run, Ronald Acuña Jr.'s home run, and Manny Machado's home run. A "See More" button is located below the grid. At the bottom of the page, there are navigation menus for "OFFICIAL INFORMATION", "HELP/CONTACT US", "MORE MLB SITES & AFFILIATES", and "CAREERS". The footer includes the MLB logo, the Boys & Girls Clubs of America logo, and various links for "Terms of Use", "Privacy Policy", "Legal Notices", "Contact Us", and "Do Not Sell My Personal Data". A "Cookie Settings" button is also present. Social media icons for Facebook, Twitter, and Instagram are shown at the bottom left.

Adam Duvall's 3-HR, 9-RBI game x +

mlb.com/video/adam-duvall-s-3-hr-9-rbi-game

Incognito

FILM ROOM
POWERED BY Google Cloud

Channels Search Reels NEW

September 10, 2020

September 10, 2020

September 10, 2020

STATCAST
PROJECTED BY DISTANCE
449 ft
EXIT VELOCITY
107.1 mph

0:32

0:19

0:28

Mike Trout belts a 449-ft. homer at 107.1 mph

September 10, 2020

Molina hits homer while wearing No. 21 | Curtain Call

September 10, 2020

Bobby Dalbec homers in his fifth straight game

September 10, 2020

12:01

0:44

0:46

Piazza, Mets give a bit of solace to post-9/11 NY

September 21, 2001

Ronald Acuña Jr. hits two-run homer into the bullpen

September 10, 2020

Manny Machado belts a solo home run to left field

September 10, 2020

See More

OFFICIAL INFORMATION

HELP/CONTACT US

MORE MLB SITES & AFFILIATES

CAREERS

MLB BOYS & GIRLS CLUBS OF AMERICA

Terms of Use Privacy Policy Legal Notices Contact Us Do Not Sell My Personal Data

Cookie Settings

© 2020 MLB Advanced Media, LP. All rights reserved.

CONNECT WITH MLB

f t i

URL:

<https://www.mlb.com/video/adam-duvall-s-3-hr-9-rbi-game>

Playback Page Tracking:

Track page load

Playlist Items:

Each Playlist item is clickable.

On click, the playback page's metadata and video player source is updated.

On click, a Now Playing label overlays the selected Playlist item.

On click, the window scrolls to the top.

Each Playlist item has an options menu.

Playlist Items Tracking:

Clicking Playlist item

Clicking Playlist item options

Clicking Add to Reel/Remove From Reel option within Playlist item options

Clicking Share this video option within Playlist item options

See More Button:

Clicking the See More button will load more Playlist items if they are available.

If no more items are available, then the See More button is not displayed.

See More Button Tracking:

Clicking See More Button

MLB Playback Video Page - Default View - Playlist Item Options - MD

Freddie Freeman's two-homer game

September 10, 2020 | 00:00:56

Freddie Freeman slugs a pair of home runs to right field, the second going into the upper deck, for four RBIs against the Nationals

Tags: [More From This Game](#) | [Atlanta Braves](#) | [Freddie Freeman](#) | [Highlight Reel Offense](#) | [Hitting](#) | [Home Run](#) | [Carry The Freight](#)

CARRY THE FREIGHT

Most Popular

- Freddie Freeman's two-homer game against the Nationals**
September 10, 2020
- Brady Singer flirts with no-no in win | Curtain Call**
September 10, 2020
- Mike Trout belts a 449-ft. homer at 107.1 mph**
September 10, 2020

URL:

<https://www.mlb.com/video/freddie-freeman-s-two-homer-game>

Playlist Item Options:

Add To Reel/Remove From Reel

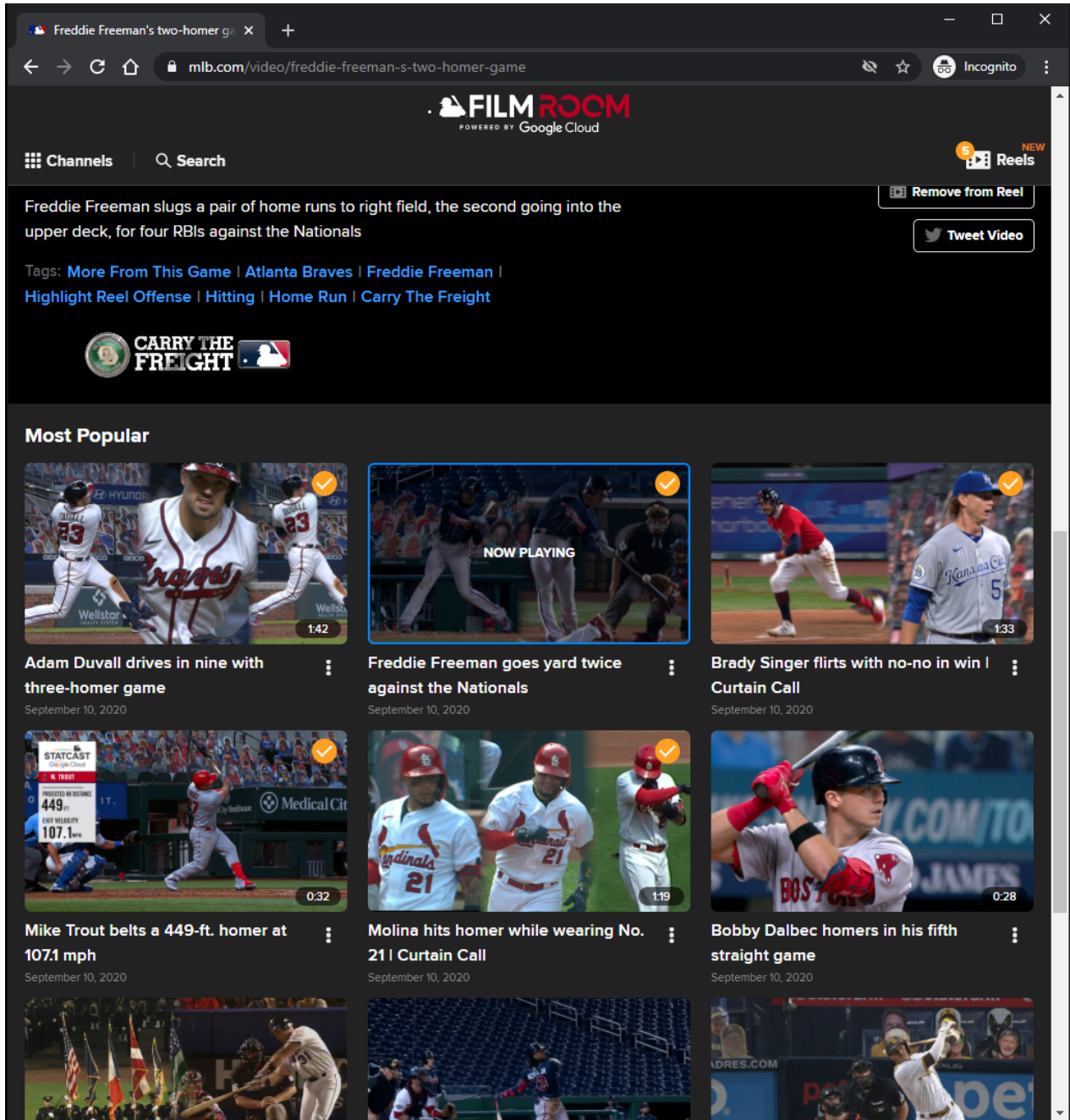
Share this video

Playlist Item Options Tracking:

Clicking Add to Reel/Remove From Reel option

Clicking Share this video option

MLB Playback Video Page - Default View - Adding Video Highlight To Reel Cart - MD



URL:

<https://www.mlb.com/video/freddie-freeman-s-two-homer-game>

Add To Reel Button/Option:

If the user is not logged in, then he/she is redirected to the MLB Login Page.

Clicking the Add To Reel option will add an orange check overlay image to the Playlist Item, and add the selected video to the Reels cart in the Subnav menu.

If the user adds their 5th reel, then the Reel Cart automatically opens.

User cannot add Reels videos to Reels Cart.

Add To Reel Button/Option Tracking:

Clicking Add to Reel button/option

MLB Playback Video Page - Default View - Removing Video Highlight From Reel Cart - MD

Freddie Freeman's two-homer game
September 10, 2020 | 00:00:56

Freddie Freeman slugs a pair of home runs to right field, the second going into the upper deck, for four RBIs against the Nationals

Tags: [More From This Game](#) | [Atlanta Braves](#) | [Freddie Freeman](#) | [Highlight Reel Offense](#) | [Hitting](#) | [Home Run](#) | [Carry The Freight](#)

CARRY THE FREIGHT

Most Popular

- Mike Trout belts a 449-ft. homer at 107.1 mph**
September 10, 2020
- Freddie Freeman homers against the Nationals**
September 10, 2020
- Brady Singer flirts with no-no in win | Curtain Call**
September 10, 2020
- Molina hits homer while wearing No. 21 | Curtain Call**
September 10, 2020
- Bobby Dalbec homers in his fifth straight game**
September 10, 2020
- Piazza, Mets give a bit of solace to post-9/11 NY**
September 21, 2001

URL:

<https://www.mlb.com/video/freddie-freeman-s-two-homer-game>

Remove From Reel Button/Option:

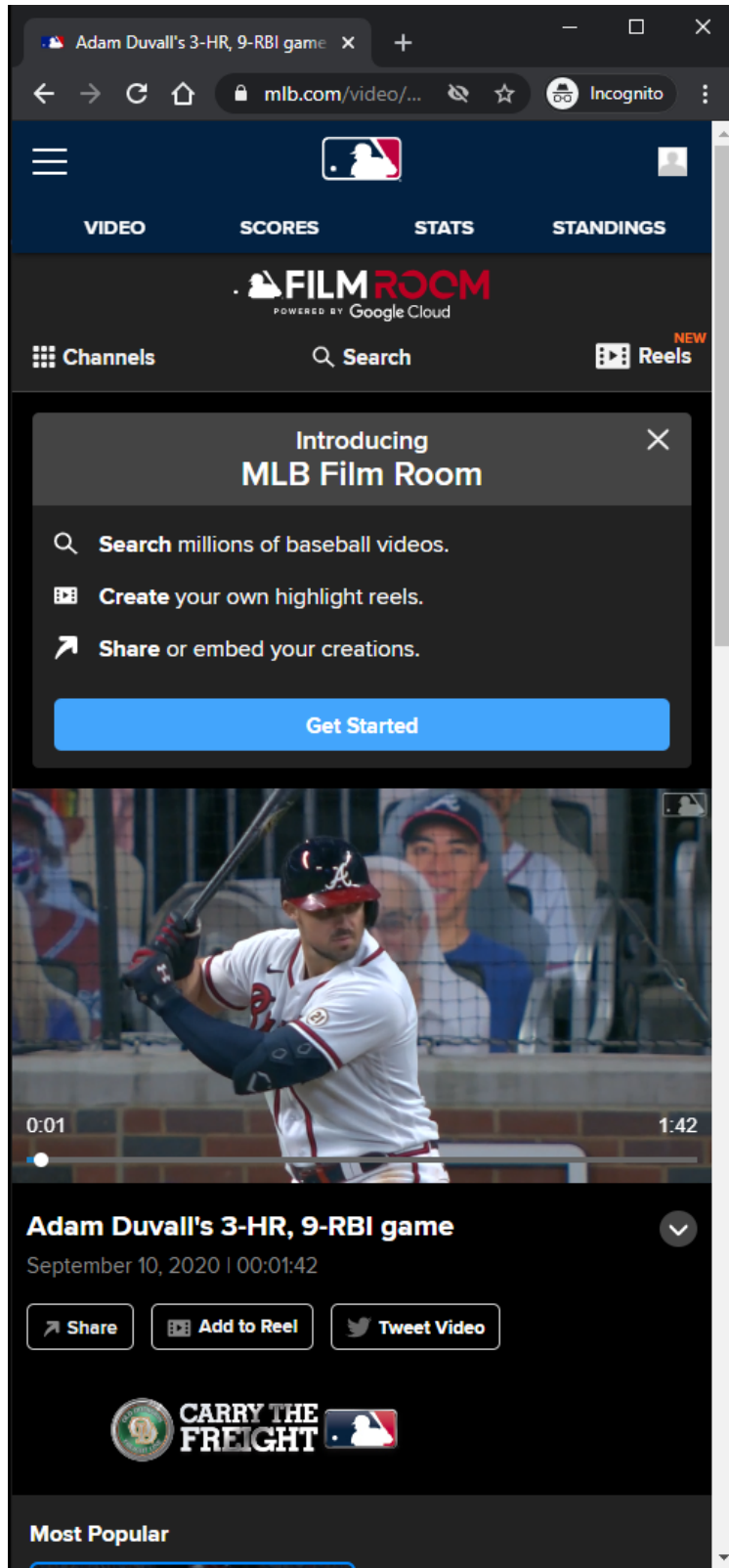
Button/Option is displayed when viewing reel that was added to the reels cart.

Clicking the Remove From Reel option will remove the orange check overlay image from the Playlist Item , and remove the selected video from the Reels cart in the Subnav menu.

Remove From Reel Button/Option Tracking:

Clicking Remove From Reel Button

MLB Playback Video Page - Default View - Top Of Page - No Banner Ad - Collapsed Metadata - XS/SM



URL:

<https://www.mlb.com/video/adam-duvall-s-3-hr-9-rbi-game>

Playback Page Tracking:

Track page load

Video Player:

The Video Player attempts to autoplay with sound when the user arrives at page. If autoplay with sound is not allowed, then the video attempts to autoplay muted. If autoplay is not allowed, then the video defaults to click-to-play behavior.

Video Player Tracking:

Video Start

Video Resume

Video Pause

Video 25% complete

Video 50% complete

Video 75% complete

Video complete

Video Player controls:

Rewind 15 seconds

Play/Pause

Fast-forward 15 seconds

Mute/Unmute

Volume Slider

Closed-Captions

Full-Screen/Exit Full-Screen

Native controls used on mobile devices

Notification container:

A customizable notification is displayed below the Subnav menu.

The user has the option to dismiss the notification.

If the user dismisses the notification, then the notification will not come back unless the user clears out his/her browser's local storage.

The notification container may not show on certain topic id pages.

Notification container Tracking:

Dismiss

Show

Get Started

Companion Display Ad:

A companion display ad is displayed above the playlist container each time a video pre-roll ad plays.

The companion display ad is displayed when the video pre-roll ad starts playing.

The companion display ad is synchronized to the video pre-roll ad.

If the video pre-roll ad does not provide a display companion ad, then the display companion ad is not displayed.

If the next video pre-roll ad does not provide a display companion ad, then the existing display companion ad is removed.

Clicking on a companion ad opens the ad in a new browser tab.

Playlist Display Ad:

A playlist display ad is displayed above the playlist title each time a video pre-roll ad plays.

The playlist display ad is displayed when the video pre-roll ad starts playing.

The playlist display ad is synchronized to the video pre-roll ad.

If the video pre-roll ad does not provide a display playlist ad, then the display playlist ad is not displayed.

If the next video pre-roll ad does not provide a display playlist ad, then the existing display playlist ad is removed.

Clicking on a playlist ad opens the ad in a new browser tab.

Share Button:

If the user clicks the Share button, then a share modal is displayed to the user.

Share Button Tracking:

Clicking Share Button

Tweet Video Button:

If the user clicks the Tweet Video button, then a tweet share post is displayed to the user in a new window.

Tweet Video Button Tracking:

Clicking Tweet Video Button

Add To Reel Button:

If the user is not logged in, then he/she is redirected to the MLB Login Page.

Clicking Playlist item option Add To Reel will add the selected video to the reels cart.

Add To Reel Button Tracking:

Clicking Add To Reel Button

Expand/Collapse Button:

Expands/Collapses Metadata.

Button is only displayed in XS/SM Screen Sizes.

Button is not displayed if video is a reels type.

Expand/Collapse Button Tracking:

Clicking Expand/Collapse Button

Other Playback Pages with no Banner Ads Examples:

<https://www.mlb.com/video/yadier-molina-homers-3-on-a-fly-ball-to-left-field-rangel-ravelo-scores?t=most-popular>

<https://www.mlb.com/video/gabe-kapler-on-signing-smoak?t=trade-talk>

<https://www.mlb.com/video/tom-seaver-s-hall-of-fame-speech?t=hall-of-fame>

<https://www.mlb.com/video/ryan-pressly-in-play-run-s-to-ramon-laureano?t=walk-offs>

<https://www.mlb.com/video/russo-ranks-his-top-five-pitchers?t=mlb-network>

<https://www.mlb.com/video/2020-mlb-draft-recap?t=mlb-draft>

<https://www.mlb.com/video/dodgers-vs-d-backs-recap-9-9?t=daily-recaps>

<https://www.mlb.com/video/rutschman-leads-2020-prospects?t=mlb-pipeline>

MLB Playback Video Page - Default View - Top Of Page - Banner Ad - Collapsed Metadata - XS/SM

The screenshot shows a mobile browser view of an MLB.com video player. The browser address bar displays 'mlb.com/video/...' and 'Incognito'. The MLB.com navigation bar includes 'VIDEO', 'SCORES', 'STATS', and 'STANDINGS'. Below this is the 'FILM ROOM' logo, powered by Google Cloud, with 'Channels', 'Search', and 'Reels' options. A large advertisement for Flonase is displayed, featuring the text 'THIS SEASON, CHANGE THE GAME WITH FLONASE' and 'GAME CHANGERS'. The video player shows a baseball player (Ronald Acuña Jr.) at bat, with a progress bar at 0:00 and a total duration of 1:29. Below the video, the title 'Ronald Acuña Jr.'s five-RBI game' is shown, along with the date 'September 10, 2020' and a duration of '00:01:29'. There are buttons for 'Share', 'Add to Reel', and 'Tweet Video'. A 'GAME CHANGERS' banner is visible below the video player. At the bottom, there is a 'FLONASE ALLERGY RELIEF' logo and a 'Game Changers' section with a 'NOW PLAYING' video thumbnail and a title 'Ronald Acuña Jr. homers in five-RBI game vs. Marlins' dated 'September 10, 2020'.

URL:

<https://www.mlb.com/video/ronald-acuna-jr-s-five-rbi-game?t=game-changers>

Playback Page Tracking:

Track page load

Video Player:

The Video Player attempts to autoplay with sound when the user arrives at page. If autoplay with sound is not allowed, then the video attempts to autoplay muted. If autoplay is not allowed, then the video defaults to click-to-play behavior.

Video Player Tracking:

Video Start

Video Resume

Video Pause

Video 25% complete

Video 50% complete

Video 75% complete

Video complete

Video Player controls:

Rewind 15 seconds

Play/Pause

Fast-forward 15 seconds

Mute/Unmute

Volume Slider

Closed-Captions

Full-Screen/Exit Full-Screen

Native controls used on mobile devices

Banner Ad:

Clicking opens Ad in new browser tab.

Notification container:

The notification container is not showing on this topic page because the topic id was blacklisted.

Companion Display Ad:

A companion display ad is displayed above the playlist container each time a video pre-roll ad plays.

The companion display ad is displayed when the video pre-roll ad starts playing.

The companion display ad is synchronized to the video pre-roll ad.

If the video pre-roll ad does not provide a display companion ad, then the display companion ad is not displayed.

If the next video pre-roll ad does not provider a display companion ad, then the existing display companion ad is removed.

Clicking on a companion ad opens the ad in a new browser tab.

Playlist Display Ad:

A playlist display ad is displayed above the playlist title each time a video pre-roll ad plays.

The playlist display ad is displayed when the video pre-roll ad starts playing.

The playlist display ad is synchronized to the video pre-roll ad.

If the video pre-roll ad does not provide a display playlist ad, then the display playlist ad is not displayed.

If the next video pre-roll ad does not provider a display playlist ad, then the existing display playlist ad is removed.

Clicking on a playlist ad opens the ad in a new browser tab.

Share Button:

If the user clicks the Share button, then a share modal is displayed to the user.

Share Button Tracking:

Clicking Share Button

Tweet Video Button:

If the user clicks the Tweet Video button, then a tweet share post is displayed to the user in a new window.

Tweet Video Button Tracking:

Clicking Tweet Video Button

Add To Reel Button:

If the user is not logged in, then he/she is redirected to the MLB Login Page.

Clicking Playlst item option Add To Reel will add the selected video to the reels cart.

Add To Reel Button Tracking:

Clicking Add To Reel Button

Expand/Collapse Button:

Expands/Collapses Metadata.

Button is only displayed in XS/SM Screen Sizes.

Button is not displayed if video is a reels type.

Expand/Collapse Button Tracking:

Clicking Expand/Collapse Button

Other Playback Pages with Banner Ads Examples:

<https://www.mlb.com/video/ryan-pressly-in-play-run-s-to-ramon-laureano?t=rallies>

<https://www.mlb.com/video/adam-duvall-hits-3rd-hr-450-feet?t=statcast>
<https://www.mlb.com/video/luis-guillorme-rolls-nabs-sisco?t=top-defensive-plays>
<https://www.mlb.com/video/adam-duvall-s-three-homer-game?t=curtain-calls>
<https://www.mlb.com/video/quick-pitch-recap-9-10-20?t=quick-pitch-recap>
<https://www.mlb.com/video/cal-ripken-jr-s-first-pitch?t=mlb-vault>
<https://www.mlb.com/video/adam-duvall-s-3-hr-9-rbi-game?t=carry-the-freight>

MLB Playback Video Page - Default View - Top Of Page - Expanded Metadata - XS/SM

The screenshot shows a web browser window displaying the MLB.com video player. The browser's address bar shows the URL <https://www.mlb.com/video/ronald-acuna-jr-s-five-rbi-game>. The page features a dark blue header with navigation links for VIDEO, SCORES, STATS, and STANDINGS. Below the header is the 'FILM ROOM' logo, powered by Google Cloud, with a search bar and a 'Reels' button. A large advertisement for 'GAME CHANGERS' by FLONASE is displayed, featuring images of the product and the text 'THIS SEASON, CHANGE THE GAME WITH FLONASE'. The video player shows a baseball game in progress, with a scoreboard indicating the Atlanta Braves (ATL) leading the Miami Marlins (MIA) 19-8. The video title is 'Ronald Acuña Jr.'s five-RBI game', dated September 10, 2020, with a duration of 00:01:29. Below the video player are social sharing buttons for Share, Add to Reel, and Tweet Video. The description states: 'Ronald Acuña Jr. goes 3-for-4 with five RBIs, four runs scored and three walks in the Braves' 29-9 win against the Marlins'. Tags include 'More From This Game', 'Atlanta Braves', 'Ronald Acuna Jr.', 'Hitting', 'Highlight Reel Offense', and 'Young Stars'. The page also features a 'GAME CHANGERS' logo and a 'FLONASE ALLERGY RELIEF' logo.

URL:

<https://www.mlb.com/video/ronald-acuna-jr-s-five-rbi-game?t=game-changers>

Playback Page with Expanded Metadata:

This view is simialr to the [MLB Playback Video Page - Default - Top Of Page - Collapsed Metadata](#) slides.

This view is slightly different because the video's metadata is displayed.

Tag Links:

Clicking [Tag](#) will redirect the user to the [MLB Search Results Video Page](#).

Tag Links Tracking:

Clicking on [Tag](#)

MLB Playback Video Page - Default View - Bottom Of Page - XS/SM

The screenshot shows the bottom of the MLB Film Room website. At the top, there's a navigation bar with 'Channels', 'Search', and 'Reels' (marked as 'NEW'). Below this, three video highlights are displayed:

- Video 1: A player sliding into a base. Duration: 0:39.
- Video 2: Juan Soto doubling to bring in Trea Turner. Duration: 0:34.
- Video 3: Jesús Luzardo striking out seven in seven innings. Duration: 2:06.

A 'See More' button is located below the video highlights. Below the videos, there are four dropdown menus for navigation:

- OFFICIAL INFORMATION
- HELP/CONTACT US
- MORE MLB SITES & AFFILIATES
- CAREERS

At the bottom, there are logos for MLB and BOYS & GIRLS CLUBS OF AMERICA. Below these are social media icons for Facebook, Twitter, and Instagram, with the text 'CONNECT WITH MLB'. There are also links for 'Terms of Use', 'Privacy Policy', 'Legal Notices', and 'Contact Us'. A 'Do Not Sell My Personal Data' link is present, along with a 'Cookie Settings' button. The footer text reads: '© 2020 MLB Advanced Media, LP. All rights reserved.'

URL:

<https://www.mlb.com/video/ronald-acuna-jr-s-five-rbi-game?t=game-changers>

Playback Page Tracking:

Track page load

Playlist Items:

Each Playlist item is clickable.

On click, the playback page's metadata and video player source is updated.

On click, a Now Playing label overlays the selected Playlist item.

On click, the window scrolls to the top.

Each Playlist item has an options menu.

Playlist Items Tracking:

Clicking Playlist item

Clicking Playlist item options

Clicking Add to Reel/Remove From Reel option within Playlist item options

Clicking Share this video option within Playlist item options

See More Button:

Clicking the See More button will load more Playlist items if they are available.

If no more items are available, then the See More button is not displayed.

See More Button Tracking:

Clicking See More Button

MLB Playback Video Page - Default View - Playlist Item Options - XS/SM

Adam Duvall's 3-HR, 9-RBI game

mlb.com/video/...

FILM ROOM
POWERED BY Google Cloud

Channels Search Reels ^{NEW}

FREIGHT

Most Popular

Adam Duvall drives in nine with three-homer game
NOW PLAYING
Add to Reel
Share this video

yard twice against the Nationals
September 10, 2020
0:56

Brady Singer flirts with no-no in win | Curtain Call
September 10, 2020
1:33

Mike Trout belts a 449-ft. homer at 107.1 mph
September 10, 2020
0:32

Molina hits homer while wearing No. 21 | Curtain Call
September 10, 2020
1:19

Bobby Dalbec homers in his fifth straight game
September 10, 2020

mlb.com/.../adam-duvall-s-3-...

URL:

<https://www.mlb.com/video/adam-duvall-s-3-hr-9-rbi-game>

Playlist Item Options:

Add To Reel/Remove From Reel

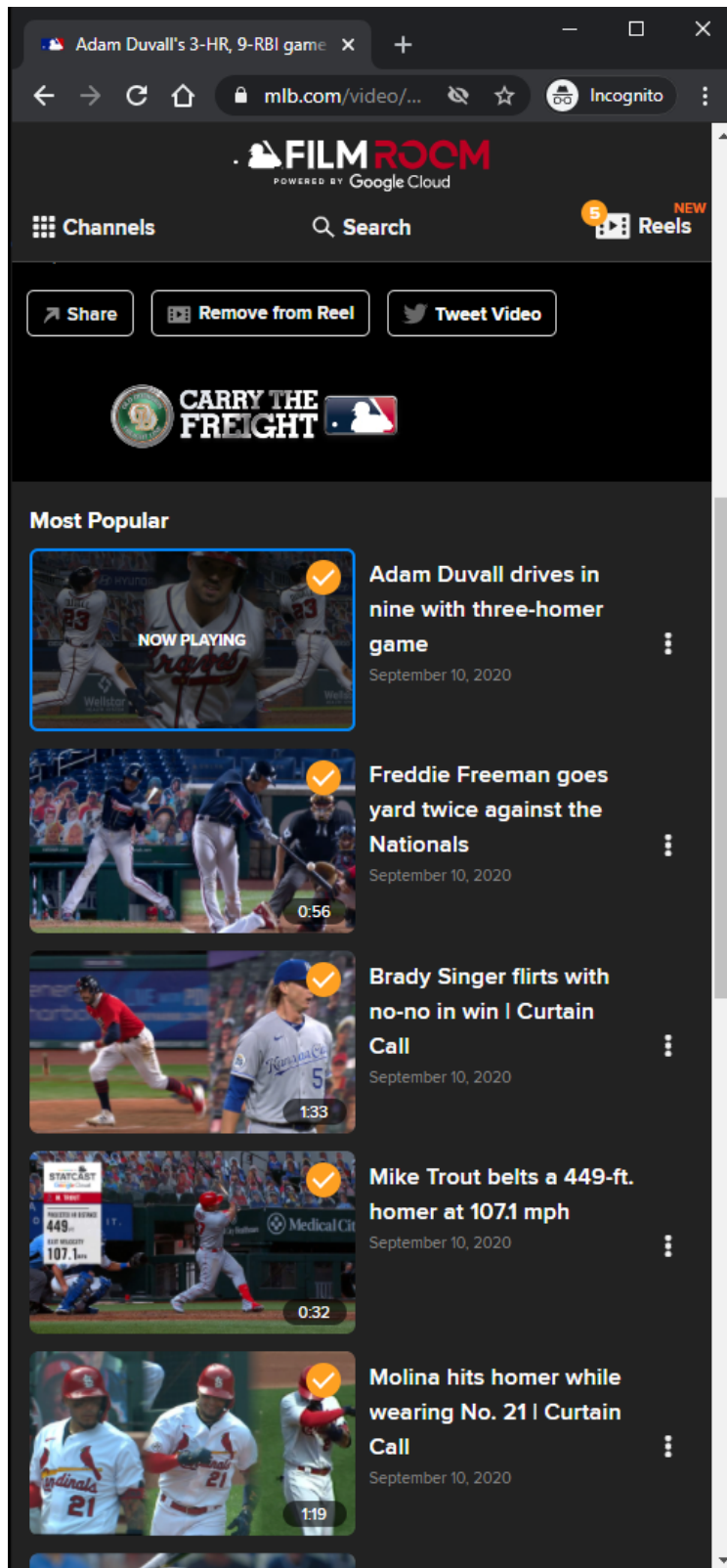
Share this video

Playlist Item Options Tracking:

Clicking Add to Reel/Remove From Reel option

Clicking Share this video option

MLB Playback Video Page - Default View - Adding Video Highlight To Reel Cart - XS/SM



URL:

<https://www.mlb.com/video/adam-duvall-s-3-hr-9-rbi-game>

Add To Reel Button/Option:

If the user is not logged in, then he/she is redirected to the MLB Login Page.

Clicking the Add To Reel option will add an orange check overlay image to the Playlist Item, and add the selected video to the Reels cart in the Subnav menu.

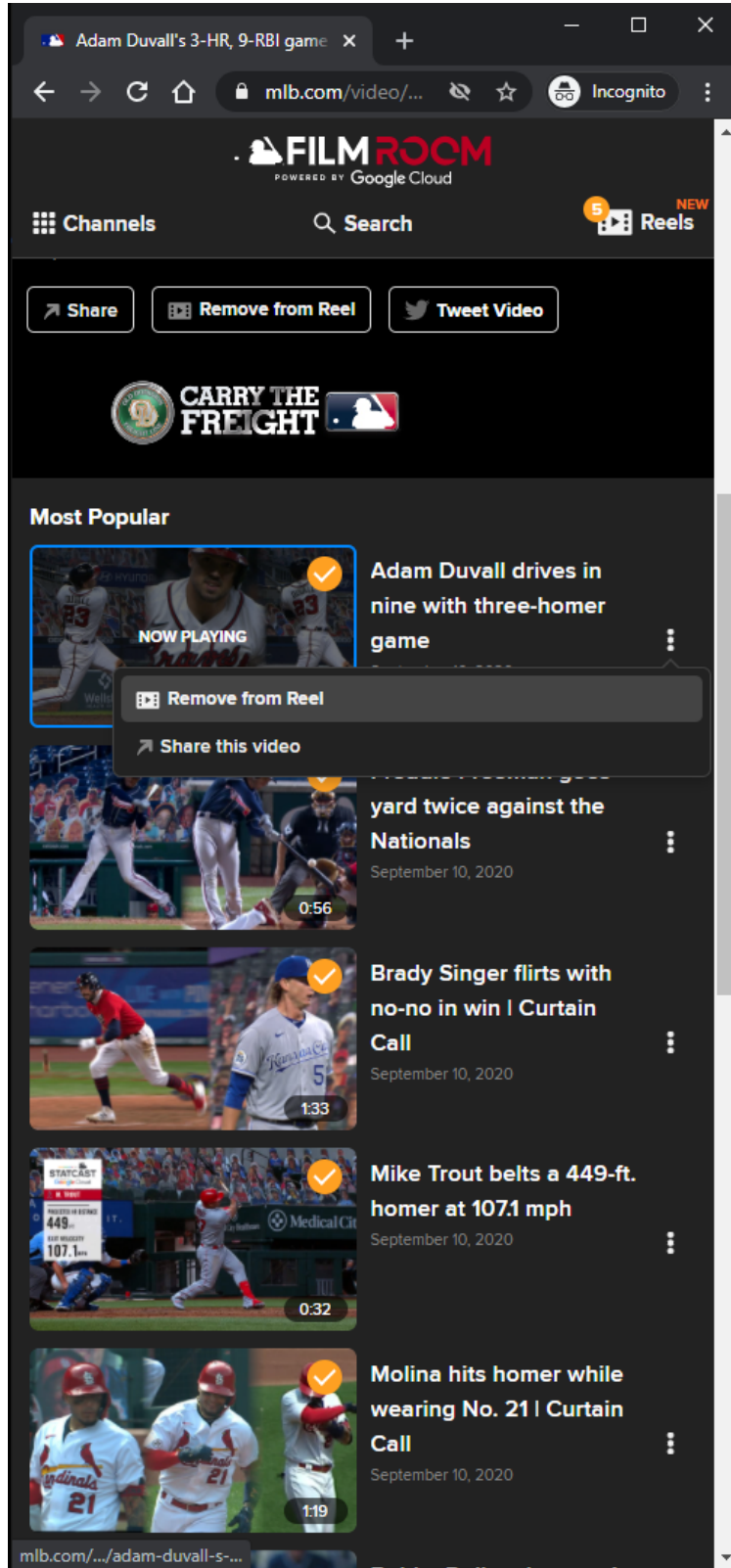
If the user adds their 5th reel, then the Reel Cart automatically opens.

User cannot add Reels videos to Reels Cart.

Add To Reel Button/Option Tracking:

Clicking Add to Reel button/option

MLB Playback Video Page - Default View - Removing Video Highlight From Reel Cart - XS/SM



URL:

<https://www.mlb.com/video/adam-duvall-s-3-hr-9-rbi-game>

Remove From Reel Button/Option:


Button/Option is displayed when viewing reel that was added to the reels cart.

Clicking the Remove From Reel option will remove the orange check overlay image from the Playlist Item, and remove the selected video from the Reels cart in the Subnav menu.

Remove From Reel Button/Option Tracking:

Clicking Remove From Reel Button

MLB Playback Video Page - Default View - Reels video



URL:

<https://www.mlb.com/video/00ub1b1z7DJwOMxmS356/reels/grand-slam-compilation>

Reel Video Playback Page:

This view is similar to MLB Playback Video Page - Default View slides.

This view is slightly because it has Created By link, and the Add To Reel/Remove From Reel button is disabled.

Playback Page Tracking:

Track page load

Video Player:

The Video Player attempts to autoplay with sound when the user arrives at page.

If autoplay with sound is not allowed, then the video attempts to autoplay muted.
If autoplay is not allowed, then the video defaults to click-to-play behavior.

Video Player Tracking:

Video Start
Video Resume
Video Pause
Video 25% complete
Video 50% complete
Video 75% complete
Video complete

Video Player controls:

Rewind 15 seconds
Play/Pause
Fast-forward 15 seconds
Mute/Unmute
Volume Slider
Closed-Captions
Full-Screen/Exit Full-Screen
Native controls used on mobile devices

Notification container:

A customizable notification is displayed below the Subnav menu.
The user has the option to dismiss the notification.
If the user dismisses the notification, then the notification will not come back unless the user clears out his/her browser's local storage.
The notification container may not show on certain topic id pages.

Notification container Tracking:

Dismiss
Show
Get Started

Created By Link:

On click, the user is redirected to the Reel Creator's My Reels Page.
This link is only displayed to the user if the user is watching a Reels video.

Created By Link Tracking:

On click of Created By link.

MLB Playback Video Page - Default View - Reels Video - Playlist Item Options

The screenshot shows a web browser window displaying the MLB.com video page for a "Grand Slam Compilation" video. The page is titled "FILM ROOM" and is powered by Google Cloud. The video is dated September 12, 2020, and has a duration of 00:02:07. Below the video player, there are "Share" and "Tweet Video" buttons, and a note that the video was "Created by Zack".

The "Most Popular" section displays a list of related video clips. The first clip, "Grand Slam Compilation", is currently "NOW PLAYING" and has a duration of 1:24. A context menu is open over this clip, showing options: "Add to Reel" and "Share this video". The other clips in the list are:

- "crushes a walk-off grand slam" (September 11, 2020, 1:07)
- "Luke Voit rocks two home runs in win | Curtain Call" (September 11, 2020, 1:07)
- "Dominic Smith belts a grand slam to right field" (September 11, 2020, 0:38)
- "Michael A. Taylor hits a walk-off single in the..." (September 11, 2020, 0:38)

URL:

<https://www.mlb.com/video/00ub1b1z7DJwOMxmS356/reels/grand-slam-compilation>

Playlist Item Options:

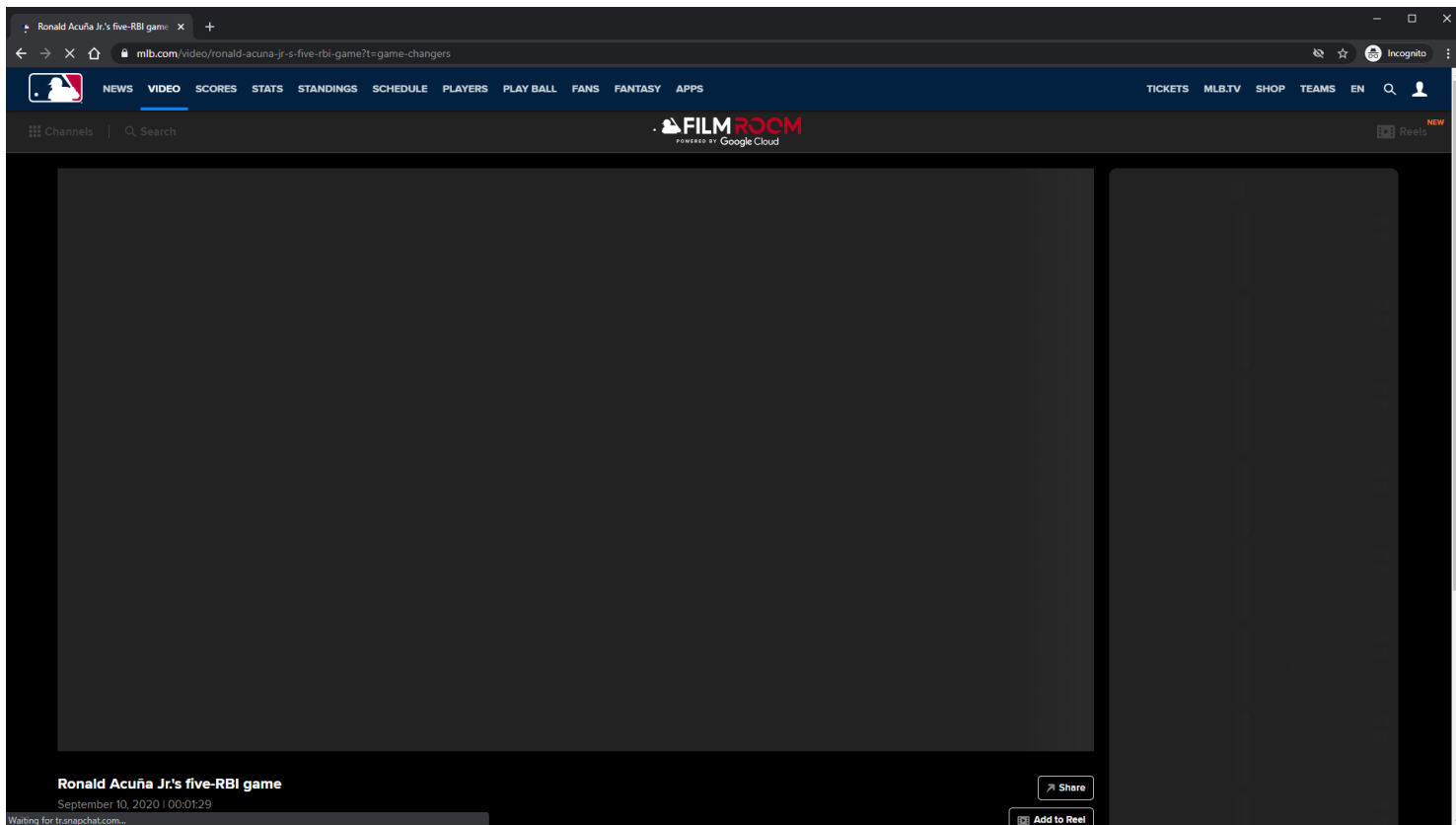
Add To Reel (Disabled)

Share this video

Playlist Item Options Tracking:

Clicking Share this video option

MLB Playback Video Page - Default View - Loading



URL:

<https://www.mlb.com/video/ronald-acuna-jr-s-five-rbi-game?t=game-changers>

Playback Page Tracking:

Track page load

Playback Page Loading:

Subnav is disabled

Skeleton is displayed

Playlist Items:

Each Playlist item is clickable.

On click, the playback page's metadata and video player source is updated.

On click, a Now Playing label overlays the selected Playlist item.

On click, the window scrolls to the top.

Playlist Items Tracking:

Clicking Playlist item

MLB Playback Video Page - Default View - Video Player Pre-Roll Ad

The screenshot shows a web browser window displaying the MLB Film Room interface. The browser's address bar shows the URL <https://www.mlb.com/video/freddie-freeman-s-two-homer-game>. The page features a dark blue header with navigation links for VIDEO, SCORES, STATS, and STANDINGS. Below the header is the MLB Film Room logo, which includes the MLB logo and the text "FILM ROOM POWERED BY Google Cloud". A search bar and a "Reels" button are also visible. A prominent overlay box titled "Introducing MLB Film Room" contains the following text: "Search millions of baseball videos.", "Create your own highlight reels.", and "Share or embed your creations.", with a blue "Get Started" button. Below this overlay is a video player showing a pre-roll advertisement for "Freddie Freeman's two-homer game" from September 10, 2020. The video player includes a progress bar, a volume icon, and a "14 SECONDS REMAINING" indicator. Below the video player are buttons for "Share", "Add to Reel", and "Tweet Video". At the bottom of the page, there is a "Most Popular" section header and a "CARRY THE FREIGHT" logo.

URL:

<https://www.mlb.com/video/freddie-freeman-s-two-homer-game>

Video Player Pre-Roll Ad:

Video player plays a pre-roll ad before playing MP4/HLS content.

Pre-roll ad is served by server if Browser Adblock extension is enabled.

Clicking the pre-roll ad opens up the ad url in a new browser tab.

Video Player Pre-Roll Ad Tracking:

Ad Start

Ad Resume

Ad Pause

Ad complete

Video Player Pre-Roll Ad Controls:

Mute/Unmute

Skip Ad

Ad Countdown

MLB Playback Video Page - Default View - Video Player Leave-Behind

The screenshot shows a web browser window displaying the MLB website. The address bar shows the URL <https://www.mlb.com/video/freddie-freeman-s-two-homer-game>. The page features a dark blue header with navigation links for VIDEO, SCORES, STATS, and STANDINGS. Below the header is the MLB logo and the 'FILM ROOM' logo, which is powered by Google Cloud. A search bar and a 'Reels' button are also visible. A prominent overlay box titled 'Introducing MLB Film Room' contains the following text: 'Search millions of baseball videos.', 'Create your own highlight reels.', and 'Share or embed your creations.', with a 'Get Started' button. Below the overlay is a video player showing a baseball game. The video title is 'Freddie Freeman's two-homer game', dated September 10, 2020, with a duration of 00:00:56. A 'REPLAY' button is overlaid on the video. Below the video player are social sharing buttons for 'Share', 'Add to Reel', and 'Tweet Video'. At the bottom, there is a 'CARRY THE FREIGHT' logo and a 'Most Popular' section header.

URL:

<https://www.mlb.com/video/freddie-freeman-s-two-homer-game>

Video Player Leave-Behind:

After video is finished playing, a leave-behind view is displayed to the user.

If the user does nothing, then the next video on the playlist automatically plays after 3 seconds. The countdown time to play the next video is configurable.

If the user clicks the REPLAY button, then the video is replayed.

If the user clicks the PLAY button, then the next video on the playlist is played.

Video Player Leave-Behind Tracking:

Next video plays without any action.

PLAY button is clicked

REPLAY button is clicked

MLB Playback Video Page - AtBat App View

Dodgers go back to back in 3rd | x +

mlb.com/a... Incognito

FILM ROOM
POWERED BY Google Cloud

Channels Search Reels **NEW**

Introducing
MLB Film Room

- Search millions of baseball videos.
- Create your own highlight reels.
- Share or embed your creations.

Get Started

0:00

Dodgers go back to back in 3rd

September 11, 2020 | 00:01:10

Share Add to Reel Tweet Video

Home Runs

Corey Seager, AJ Pollock go back-to-back in the 3rd

September 11, 2020

Carson Kelly launches

URL:

<https://www.mlb.com/app/atbat/video/dodgers-go-back-to-back-in-3rd?t=home-runs>

AtBat App View:

This view is similar to [MLB Playback Video Page - Default View](#) slides.
This view is slightly different because the page does not have a header.
The route above is used in the AtBat mobile application.

MLB Playback Video Page - Club View

The screenshot shows a web browser window displaying the MLB Film Room interface. At the top, there's a navigation bar with the MLB logo and links for TICKETS, SCHEDULE, SCORES, and STATS. Below this is the FILM ROOM logo, powered by Google Cloud, with options for Channels, Search, and Reels. A prominent banner introduces the MLB Film Room, highlighting features like searching millions of baseball videos, creating highlight reels, and sharing creations, with a 'Get Started' button. The main content area features a video player for 'Trucking Along: Back in the Bronx', which is part of the 'Yankees on Demand' series. The video player shows a scene with toy trucks, including a red one and a white Hess one, with the title 'TRUCKING ALONG' overlaid in large, stylized letters. Below the video player, there are social sharing options (Share, Add to Reel, Tweet Video) and a 'NOW PLAYING' indicator for the current video.

URL:

<https://www.mlb.com/yankees/video/trucking-along-back-in-the-bronx?t=yankees-on-demand>

Club View:

This view is similar to MLB Playback Video Page - Default View slides.

This view is slightly different because the page has a different header, and a unique list of Channels/Topics.

Other Club Page Examples:

<https://www.mlb.com/redsox/video/wally-irons-his-clothes?t=red-sox-cut4>

<https://www.mlb.com/phillies/video/a-father-figure?t=phillies-features>

MLB Playback Video Page - Spanish View

Lo mejor del jueves en G.L. | 11/0 x +

mlb.c... Incognito

FILM ROOM
POWERED BY Google Cloud

Canales Buscar Reels NUEVO

Presentando Film Room de MLB

- Busca millones de videos de béisbol.
- Crea tus propios reels destacados.
- Comparte o inserta tus creaciones.

Empezar

ROCKET LEAGUE Arizona

0:00 2:25

Cohf	P: 39
Machado	0 FOR 1
SF	1
SD	3
+ 3	1 Out 1-0

Lo mejor del jueves en G.L.

11 de septiembre de 2020 | 00:02:25

Compartir Agregar al Reel Tweet Video

Entre lo mejor de la jornada se destaca el bambinazo de Machado, el hit de oro de Alfraro y el HR decisivo de Olson

Más Pop Agregar al Reel Comparte este video

NOW PLAYING del jueves 11 de septiembre de 2020

URL:

<https://www.mlb.com/es/video/lo-mejor-del-jueves-en-g-l-x1253?t=most-popular>

Spanish View:

This view is similar to [MLB Playback Video Page - Default View](#) slides.

This view is slightly different because the content of the page is in Spanish, and the page has a unique list of [Channels/Topics](#).

Other Club Page Examples:

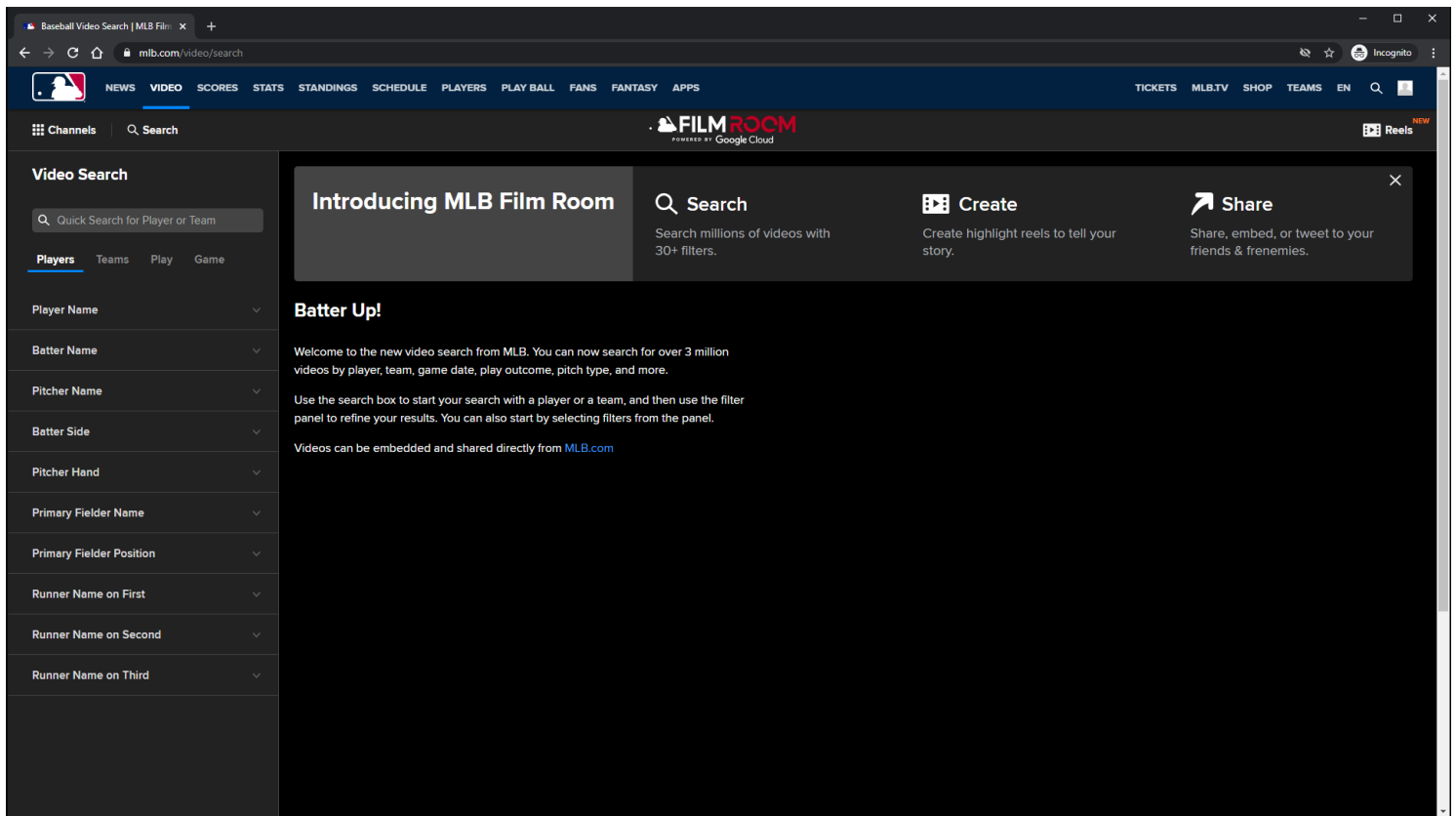
<https://www.mlb.com/app/atbat/es/video/lo-mejor-del-jueves-en-g-l-x1253?t=most-popular>

<https://www.mlb.com/es/yankees/video/gleiber-torres-four-rbi-game?t=t147-default-vtp>

<https://www.mlb.com/es/redsox/video/cg-bos-tb-9-10-20?t=t111-default-vtp>

<https://www.mlb.com/es/phillies/video/sandy-alcantara-k-s-mccutchen?t=t143-default-vtp>

MLB Search Video Page - Default View - No Query - LG/XL



URL:

<https://www.mlb.com/video/search>

Search Page Tracking:

Track page load

Notification container:

A customizable notification is displayed below the [Subnav](#) menu.

The user has the option to dismiss the notification.

If the user dismisses the notification, then the notification will not come back unless the user clears out his/her browser's local storage.

The notification container may not show on certain topic id pages.

Notification container Tracking:

Dismiss

Show

Get Started

MLB Search Video Page - Default View - No Query - MD

Baseball Video Search | MLB Film | x +

mlb.com/video/search

Incognito

VIDEO SCORES STATS

FILM ROOM
POWERED BY Google Cloud

Channels Search

Reels ^{NEW}

Introducing MLB Film Room

Watch. Create. Share. The best way to binge baseball.

Search
Search millions of videos with 30+ filters.

Create
Create highlight reels to tell your story.

Share
Share, embed, or tweet to your friends & frenemies.

Batter Up!

Filter

Welcome to the new video search from MLB. You can now search for over 3 million videos by player, team, game date, play outcome, pitch type, and more.

Use the search box to start your search with a player or a team, and then use the filter panel to refine your results. You can also start by selecting filters from the panel.

Videos can be embedded and shared directly from [MLB.com](https://www.mlb.com)

URL:

<https://www.mlb.com/video/search>

Search Page Tracking:

Track page load

Notification container:

A customizable notification is displayed below the Subnav menu.

The user has the option to dismiss the notification.

If the user dismisses the notification, then the notification will not come back unless the user clears out his/her browser's local storage.

The notification container may not show on certain topic id pages.

Notification container Tracking:

Dismiss

Show

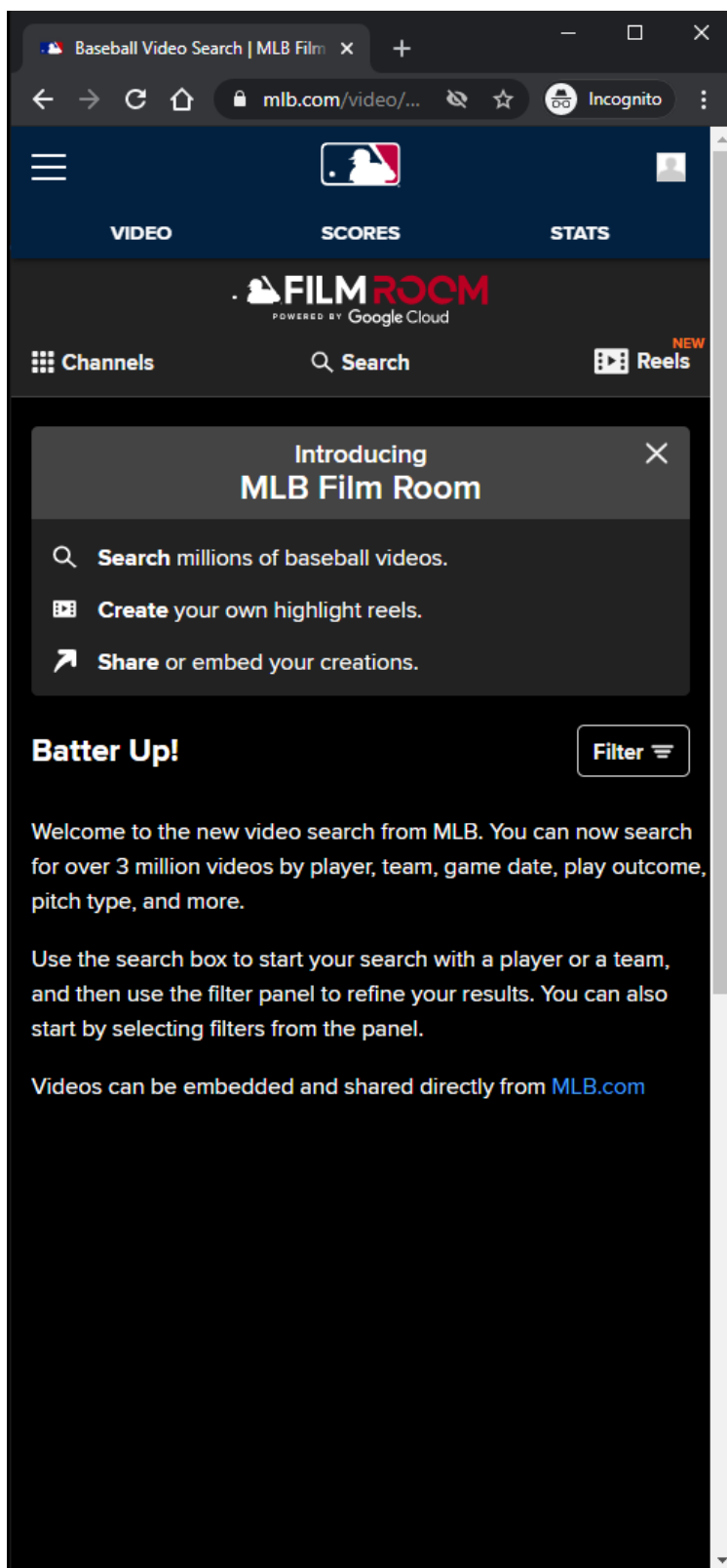
Filter Button:

The filter modal opens up when the user clicks the Filter button.

The Filter button is not displayed in LG/XL Screen Sizes.

Filter Button Tracking:

Clicking Filter Button



URL:

<https://www.mlb.com/video/search>

Search Page Tracking:

Track page load

Notification container:

A customizable notification is displayed below the Subnav menu.

The user has the option to dismiss the notification.

If the user dismisses the notification, then the notification will not come back unless the user clears out his/her browser's local storage.

The notification container may not show on certain topic id pages.

Notification container Tracking:

Dismiss

Show

Filter Button:

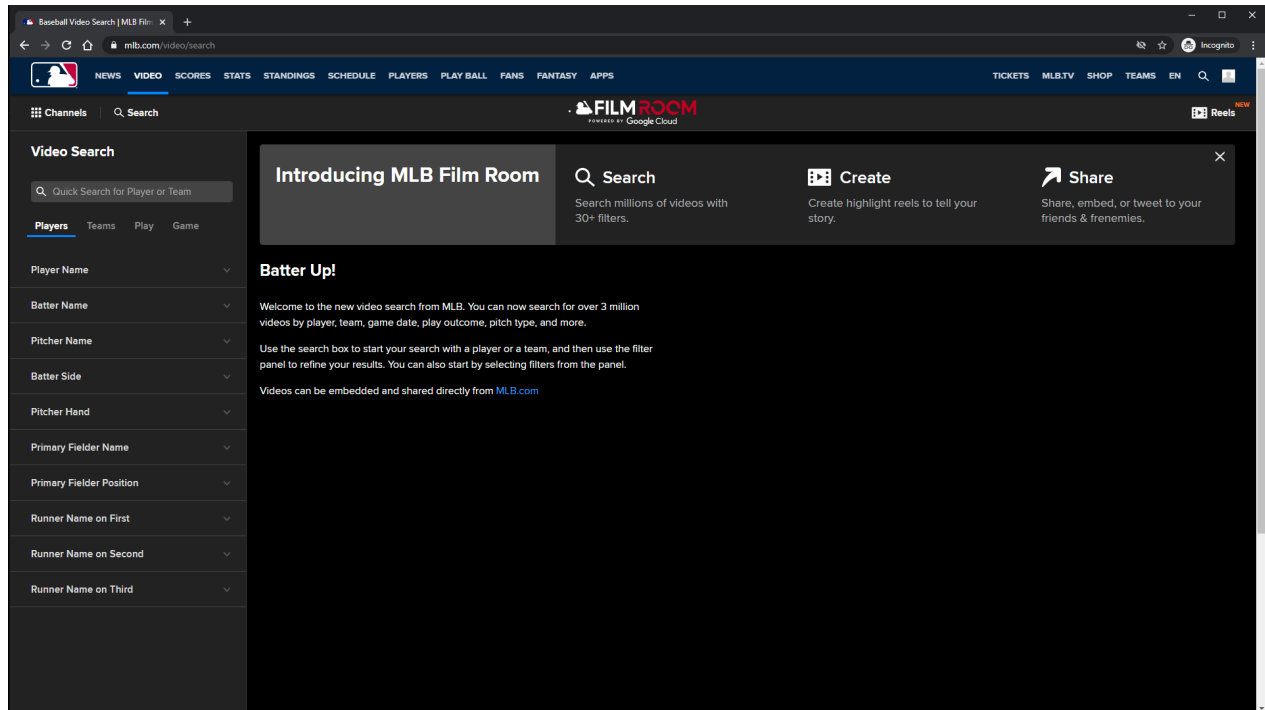
The filter modal opens up when the user clicks the Filter button.

The Filter button is not displayed in LG/XL Screen Sizes.

Filter Button Tracking:

Clicking Filter Button

MLB Search Video Page - Default View - Video Search - LG/XL



URL:

<https://www.mlb.com/video/search>

Video Search Filter Panel:

This view is always shown to the user.

User can perform a quick search for player or team video highlights.

User can perform an advanced search by selecting Players, Teams, Play, and Game filters.

Advanced Filter changes are automatically applied in LG/XL Screen Sizes.

Video Search Filter Panel Tracking:

Clicking Filter Tab

Clicking Filter Accordion Item

Clicking Filter value within Filter Accordion Item

Selecting Typeahead Filter value within Filter Accordion Item

MLB Search Video Page - Default View - Video Search - MD

The screenshot displays the MLB Video Search interface. The main content area features a dark theme with a navigation bar at the top containing 'VIDEO' and 'SCORES' tabs, and the 'FILM ROOM' logo. Below the navigation, there are 'Channels' and 'Search' options. The main heading reads 'Introducing MLB Film' with the tagline 'Watch. Create. Share. The best way to bir'. Two primary actions are highlighted: 'Search' (with a magnifying glass icon) and 'Create' (with a play button icon). The 'Search' section mentions 'Search millions of videos with 30+ filters.' and the 'Create' section says 'Create highlight reels to tell your story.'

The 'Batter Up!' section welcomes users to the new video search, stating 'Welcome to the new video search from MLB. You can now search for over 3 million videos by player, team, game date, play outcome, pitch type, and more.' It provides instructions on how to use the search box and filter panel, and notes that videos can be embedded and shared directly from MLB.com.

On the right side, the 'Video Search' filter panel is open, showing a search input field and a list of filter categories: 'Players', 'Teams', 'Play', and 'Game'. The 'Players' category is selected, and a list of filters is displayed, including 'Player Name', 'Batter Name', 'Pitcher Name', 'Batter Side', 'Pitcher Hand', 'Primary Fielder Name', 'Primary Fielder Position', 'Runner Name on First', 'Runner Name on Second', and 'Runner Name on Third'. An 'Apply Filters' button is located at the bottom of the panel.

URL:

<https://www.mlb.com/video/search>

Video Search Filter Panel:

This view is shown to the user after the user clicks on the Filter button.

User can perform a quick search for player or team video highlights.

User can perform an advanced search by selecting Players, Teams, Play, and Game filters.

Video Search Filter Panel Tracking:

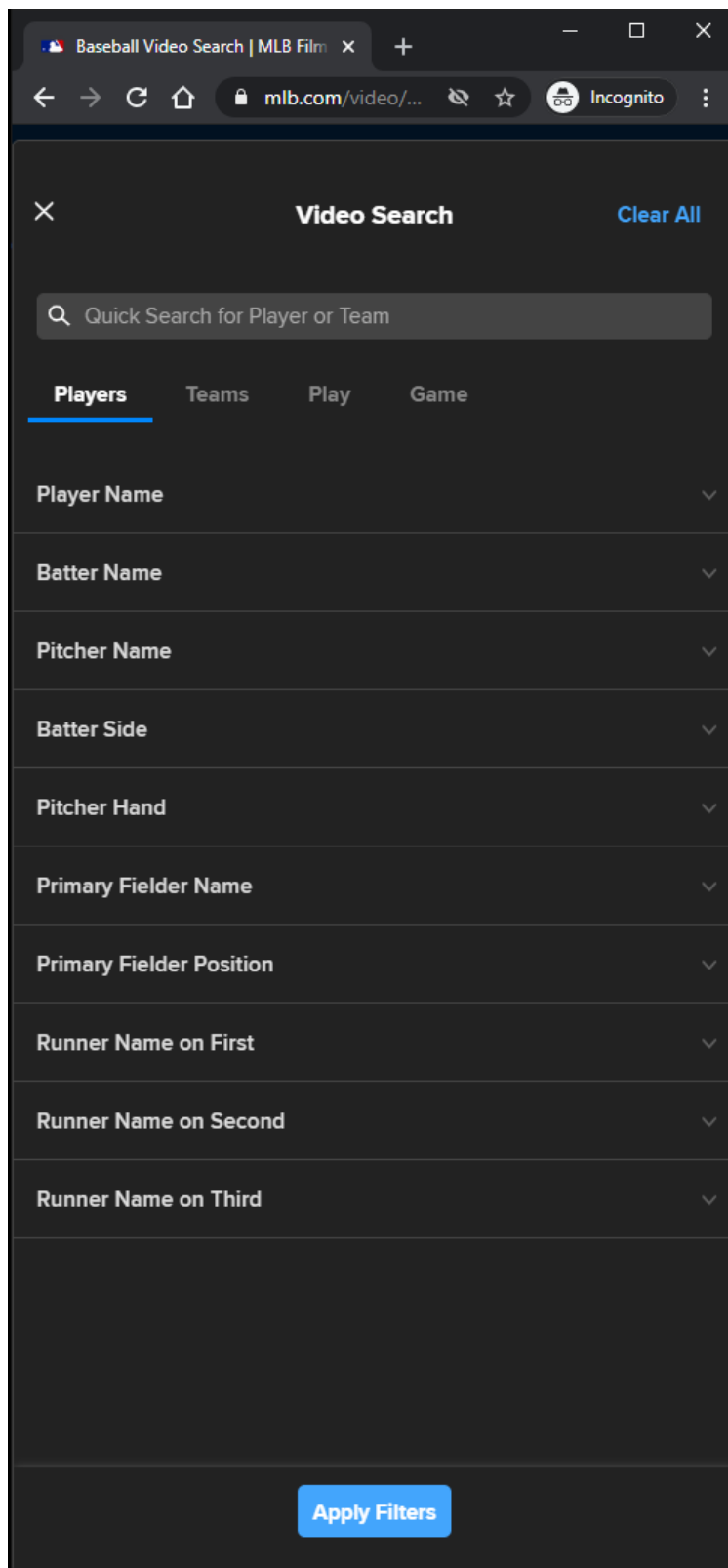
Clicking Filter Tab

Clicking Filter Accordion Item

Clicking Filter value within Filter Accordion Item

Selecting Typeahead Filter value within Filter Accordion Item

MLB Search Video Page - Default View - Video Search - XS/SM



URL:

<https://www.mlb.com/video/search>

Video Search Filter Panel:

This view is shown to the user after the user clicks on the Filter button.

User can perform a quick search for player or team video highlights.

User can perform an advanced search by selecting Players, Teams, Play, and Game filters.

Video Search Filter Panel Tracking:

Clicking Filter Tab

Clicking Filter Accordion Item

Clicking Filter value within Filter Accordion Item

Selecting Typeahead Filter value within Filter Accordion Item

Apply Filters Button:

The user needs to click the "Apply Filters" button to apply the changes in XS/SM/MD Screen Sizes.

This button is only displayed in XS/SM/MD Screen Sizes.

Apply Filters Button Tracking:

Clicking Apply Filters button

Clear All Button:

The Clear All Button clears the user's filter selections.

This button is only available in XS/SM/MD Screen Sizes.

Clear All Button Tracking:

Clicking Clear All button

MLB Search Video Page - Default View - Video Search - Quick Search - LG/XL

Baseball Video Search | MLB Film Room

mlb.com/video/search

NEWS VIDEO SCORES STATS STANDINGS SCHEDULE PLAYERS PLAY BALL FANS FANTASY APPS

TICKETS MLB.TV SHOP TEAMS EN

Channels Search

FILM ROOM POWERED BY Google Cloud

Reels

Video Search

Q New York

TEAMS

- New York Giants
- New York Mets
- New York Yankees

Introducing MLB Film Room

Q Search

Search millions of videos with 30+ filters.

Create

Create highlight reels to tell your story.

Share

Share, embed, or tweet to your friends & frenemies.

Batter Up!

Welcome to the new video search from MLB. You can now search for over 3 million videos by player, team, game date, play outcome, pitch type, and more.

Use the search box to start your search with a player or a team, and then use the filter panel to refine your results. You can also start by selecting filters from the panel.

Videos can be embedded and shared directly from [MLB.com](https://www.mlb.com)

URL:

<https://www.mlb.com/video/search>

Quick Search:

User can perform a quick search for player or team video highlights.

A search query is made if the user selects a player or team.

A maximum of 10 results is displayed.

MLB Search Video Page - Default View - Video Search - Quick Search - MD

Baseball Video Search | MLB Film

mlb.com/video/search

VIDEO SCORES

FILM ROOM
POWERED BY Google Cloud

Channels Search

Introducing MLB Film
Watch. Create. Share. The best way to bin

Search Create

Search millions of videos with 30+ filters.

Create highlight reels to tell your story.

Batter Up!

Welcome to the new video search from MLB. You can now search for over 3 million videos by player, team, game date, play outcome, pitch type, and more.

Use the search box to start your search with a player or a team, and then use the filter panel to refine your results. You can also start by selecting filters from the panel.

Videos can be embedded and shared directly from [MLB.com](#)

Video Search Clear All

New York

TEAMS

- New York Giants
- New York Mets
- New York Yankees

URL:

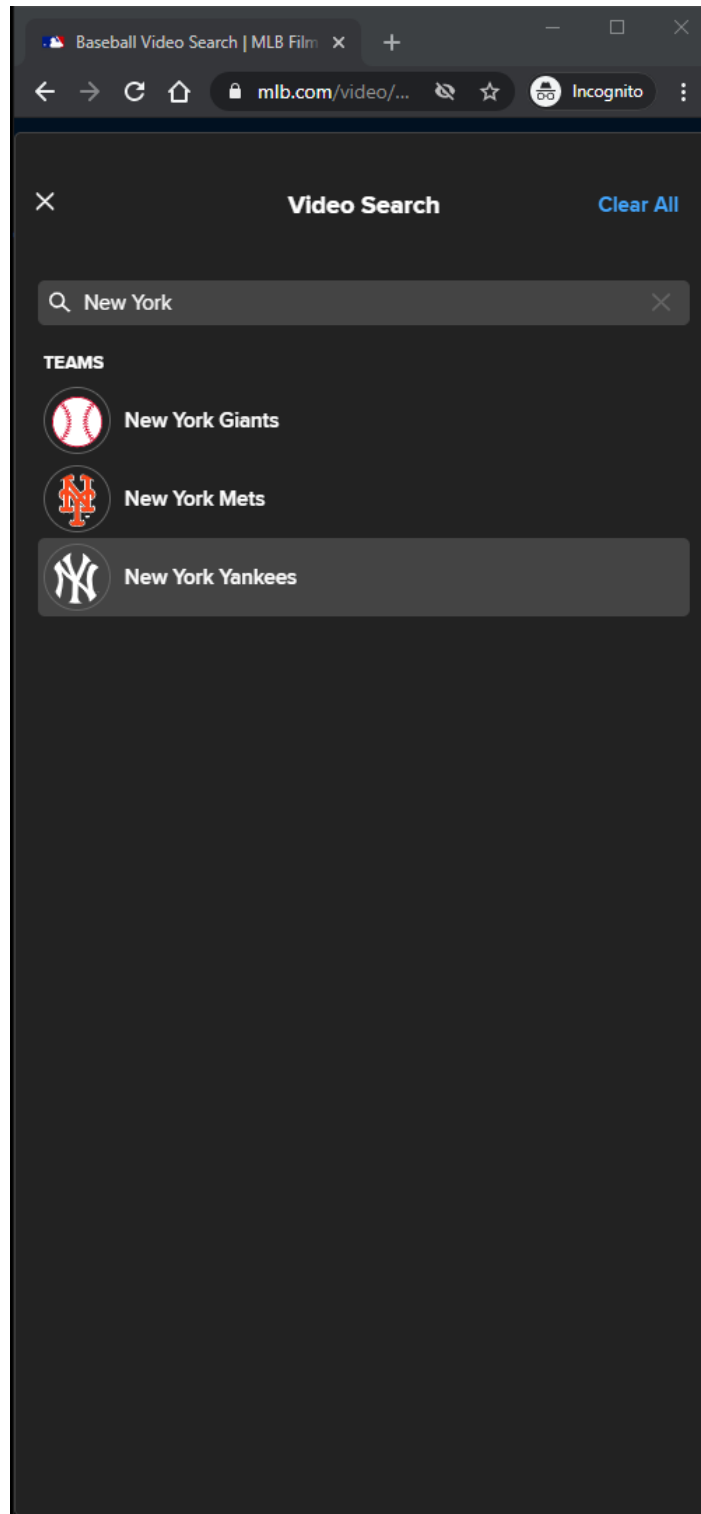
<https://www.mlb.com/video/search>

Quick Search:

User can perform a quick search for player or team video highlights.

A search query is made if the user selects a player or team.
A maximum of 10 results is displayed.

MLB Search Video Page - Default View - Video Search - Quick Search - XS/SM



URL:

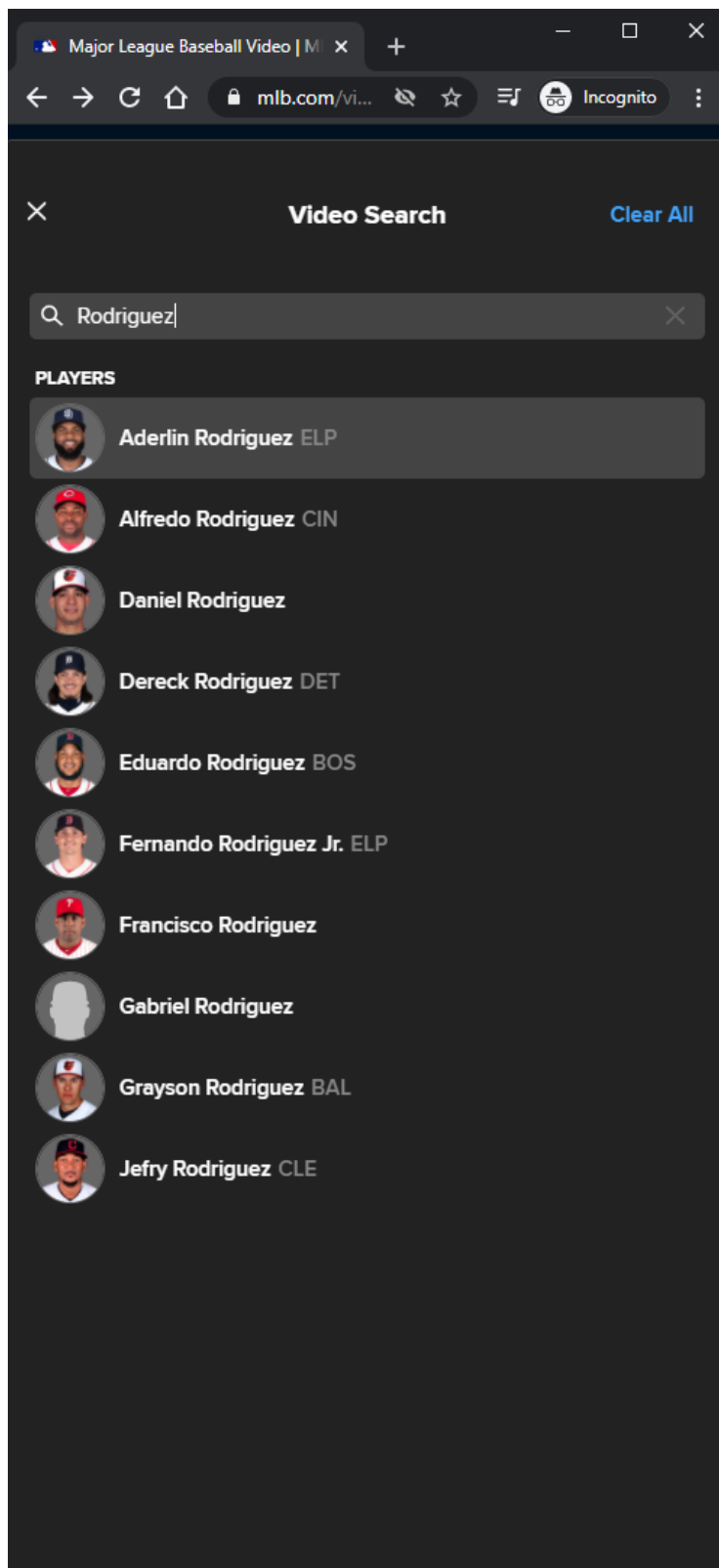
<https://www.mlb.com/video/search>

Quick Search:

User can perform a quick search for player or team video highlights.

A search query is made if the user selects a player or team.

A maximum of 10 results is displayed.



URL:

<https://www.mlb.com/video/search>


Quick Search:

User can perform a quick search for player or team video highlights.

A search query is made if the user selects a player or team.

A maximum of 10 results is displayed.

MLB Search Video Page - Default View - Video Search - Quick Search - No Results Found



URL:

<https://www.mlb.com/video/search>

Quick Search:

User can perform a quick search for player or team video highlights.

A search query is made if the user selects a player or team.

A maximum of 10 results is displayed.

MLB Search Video Page - Default View - Video Search - Players Filter Tab - Part 1

The screenshot shows a mobile browser interface for the MLB Video Search page. The browser address bar displays "mlb.com/video/...". The page title is "Video Search" with a "Clear All" link. A search bar at the top contains the text "Quick Search for Player or Team". Below the search bar are four tabs: "Players" (selected), "Teams", "Play", and "Game". The "Players" filter section includes several input fields and buttons:

- Player Name:** A search bar with the placeholder text "Select Player Name".
- Batter Name:** A search bar with the placeholder text "Select Batter Name".
- Pitcher Name:** A search bar with the placeholder text "Select Pitcher Name".
- Batter Side:** Two buttons labeled "Left" and "Right".
- Pitcher Hand:** Two buttons labeled "Left" and "Right".
- Primary Fielder Name:** A search bar with an upward arrow on the right side.

At the bottom of the filter section is a blue button labeled "Apply Filters".

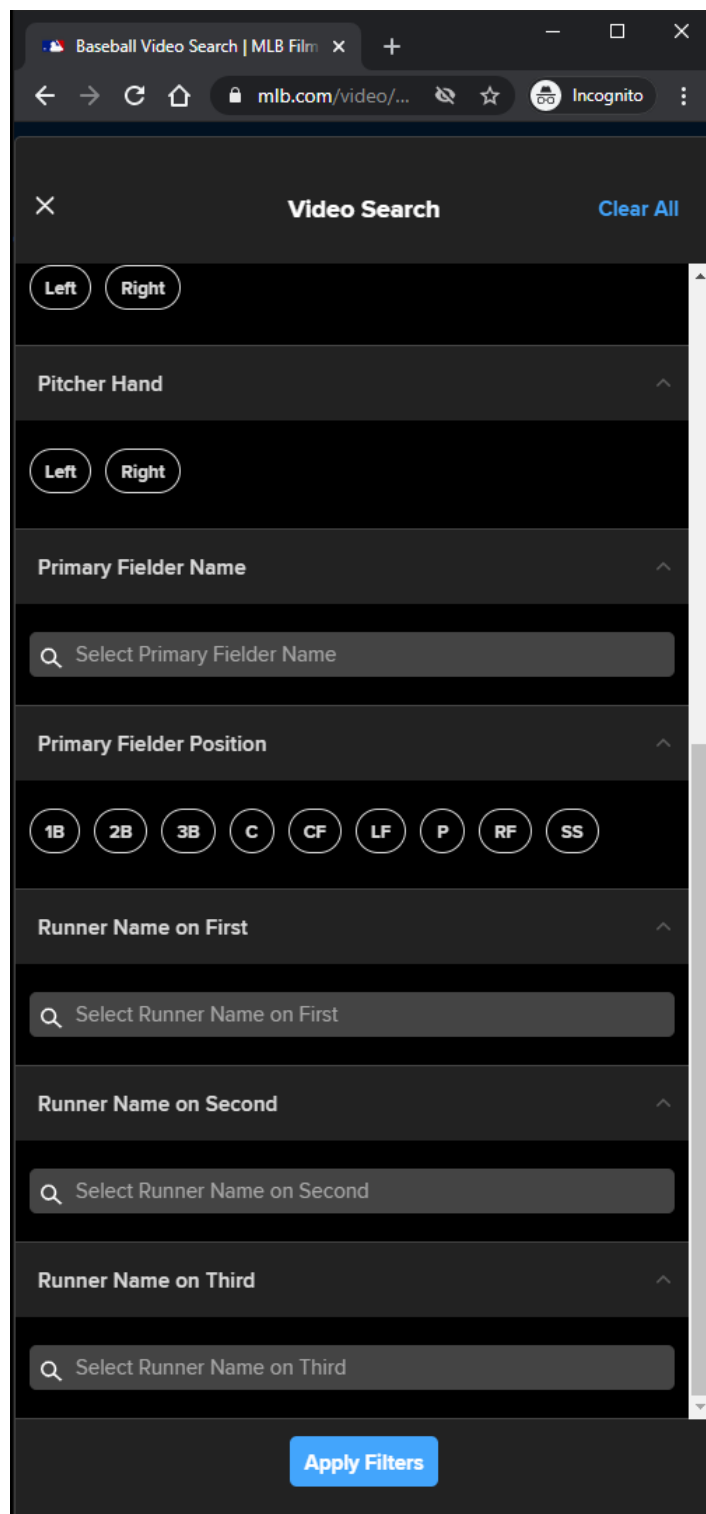
URL:

<https://www.mlb.com/video/search>

Players Filters:

List of all the Players filters.

MLB Search Video Page - Default View - Video Search - Players Filter Tab - Part 2



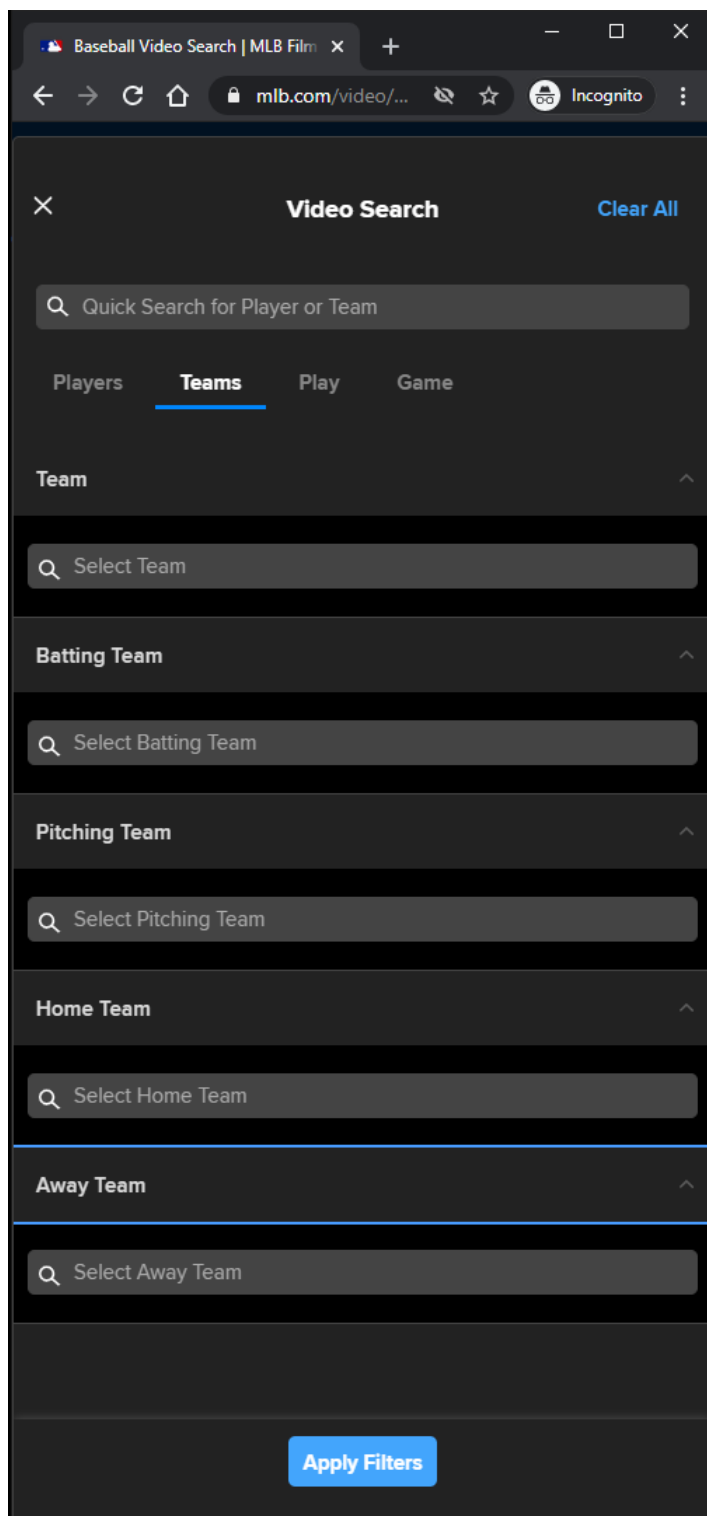
URL:

<https://www.mlb.com/video/search>

Players Filters:

List of all the Players filters.

MLB Search Video Page - Default View - Video Search - Teams Filter Tab



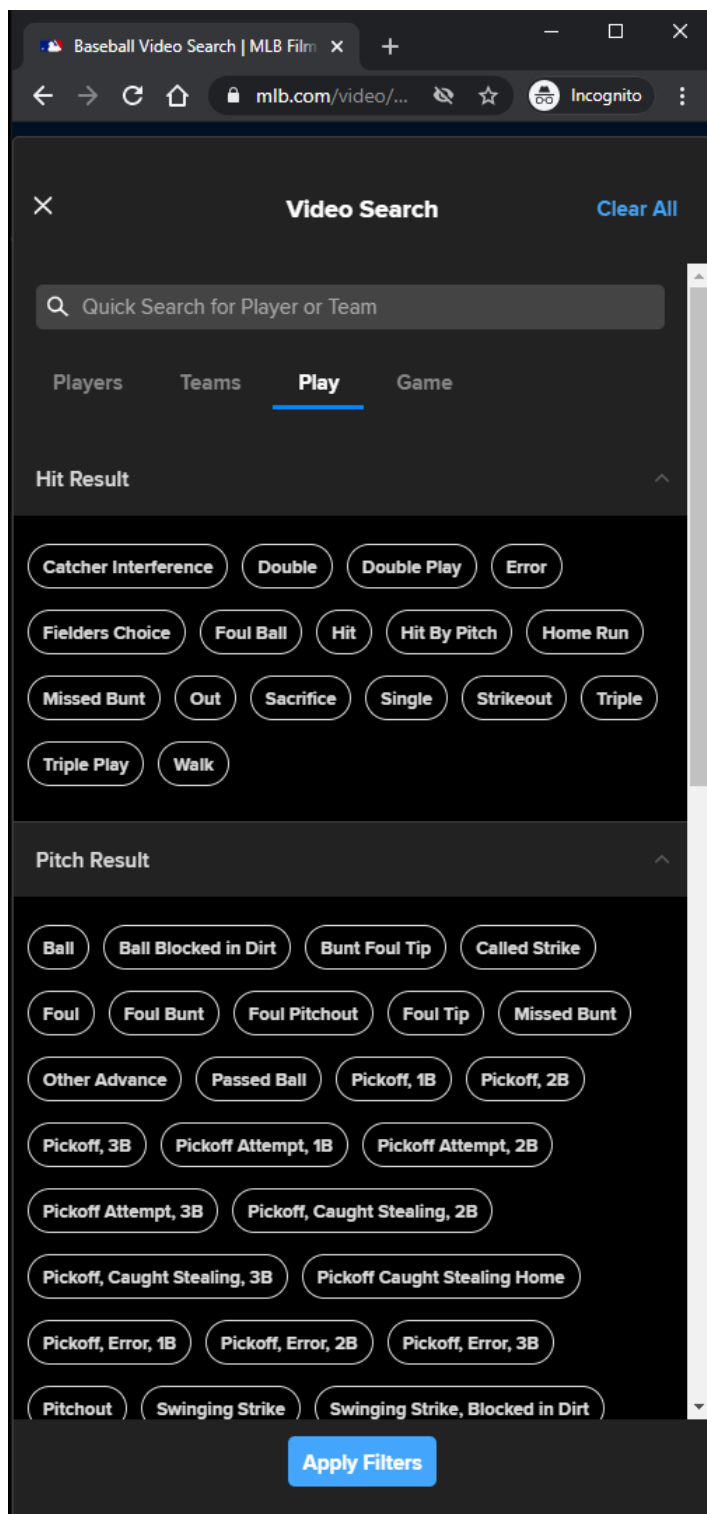
URL:

<https://www.mlb.com/video/search>

Teams Filters:

List of all the Teams filters.

MLB Search Video Page - Default View - Video Search - Play Filter Tab - Part 1



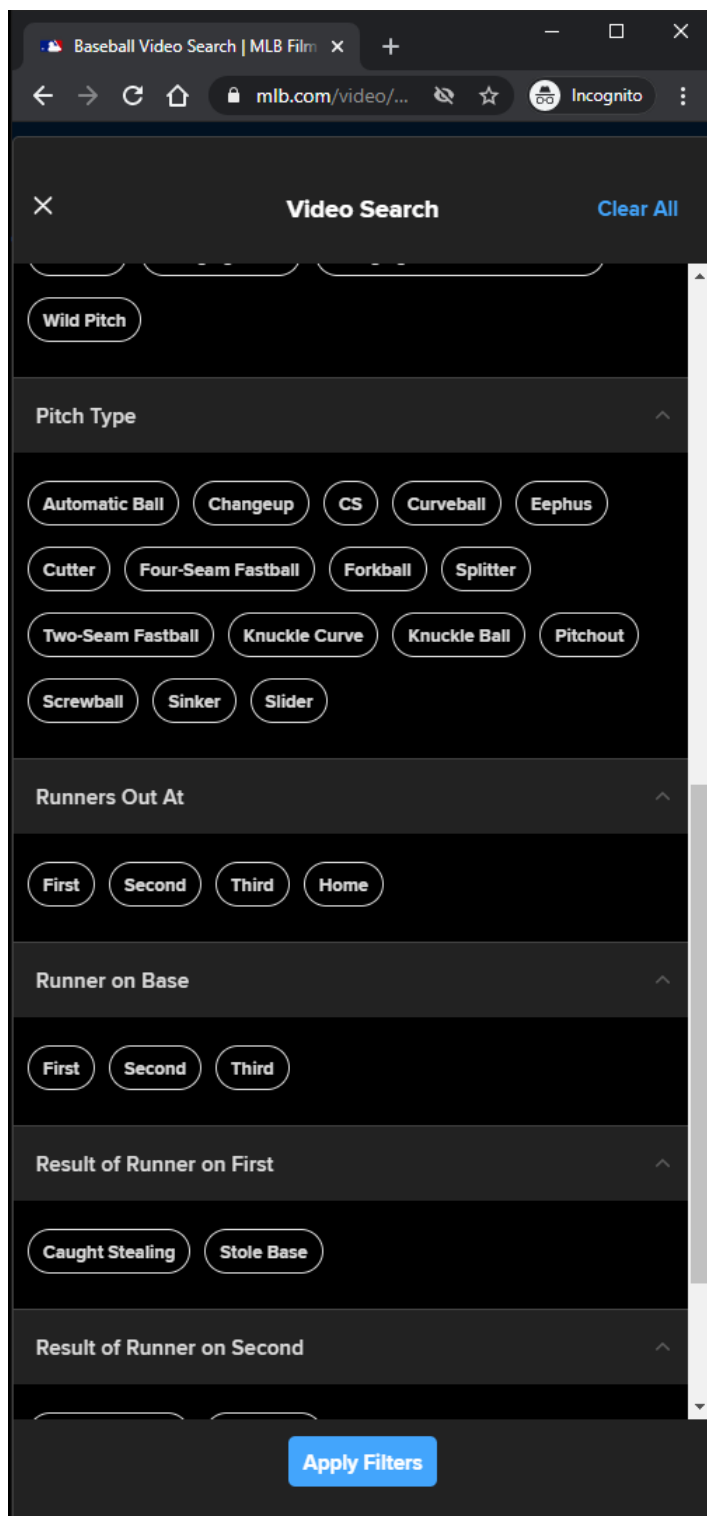
URL:

<https://www.mlb.com/video/search>

Play Filters:

List of all the Play filters.

MLB Search Video Page - Default View - Video Search - Play Filter Tab - Part 2



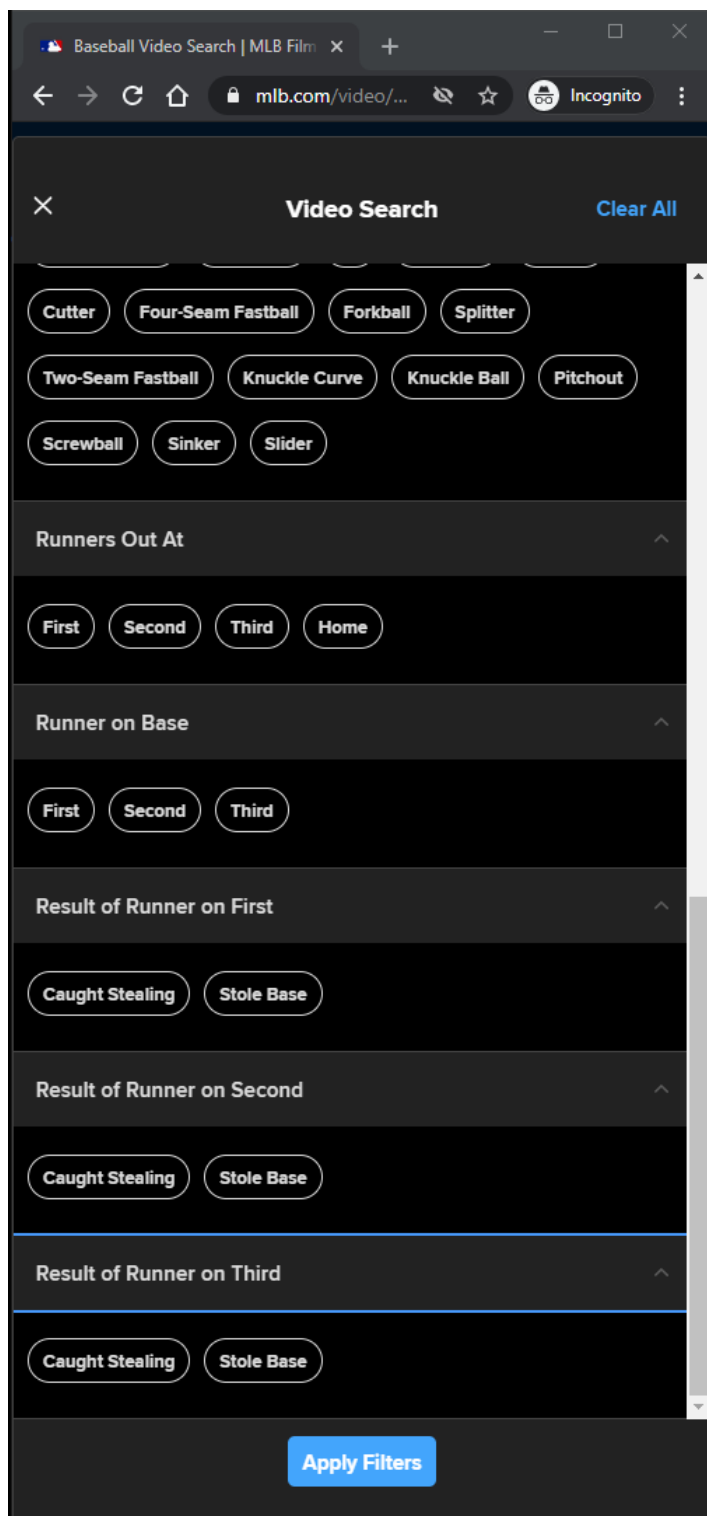
URL:

<https://www.mlb.com/video/search>

Play Filters:

List of all the Play filters.

MLB Search Video Page - Default View - Video Search - Play Filter Tab - Part 3



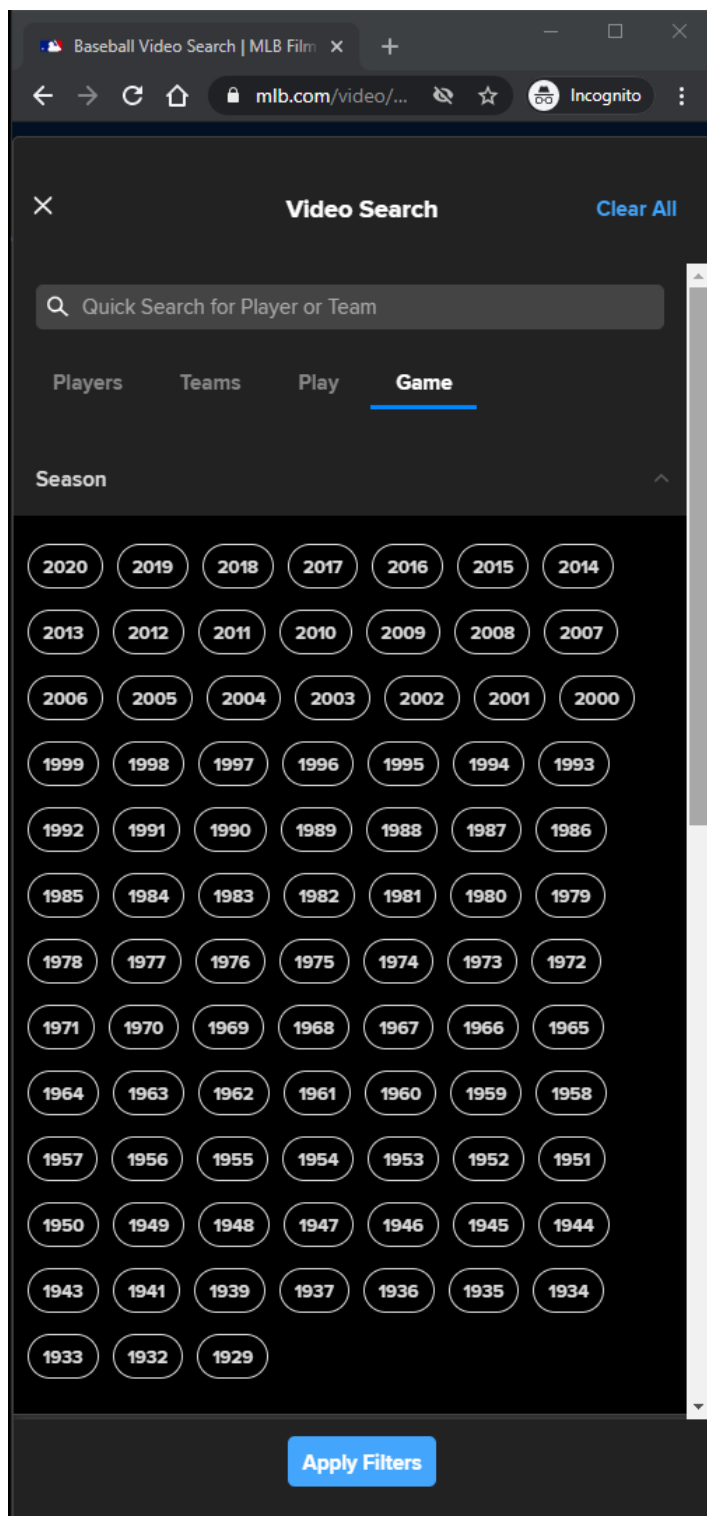
URL:

<https://www.mlb.com/video/search>

Play Filters:

List of all the Play filters.

MLB Search Video Page - Default View - Video Search - Game Filter Tab - Part 1



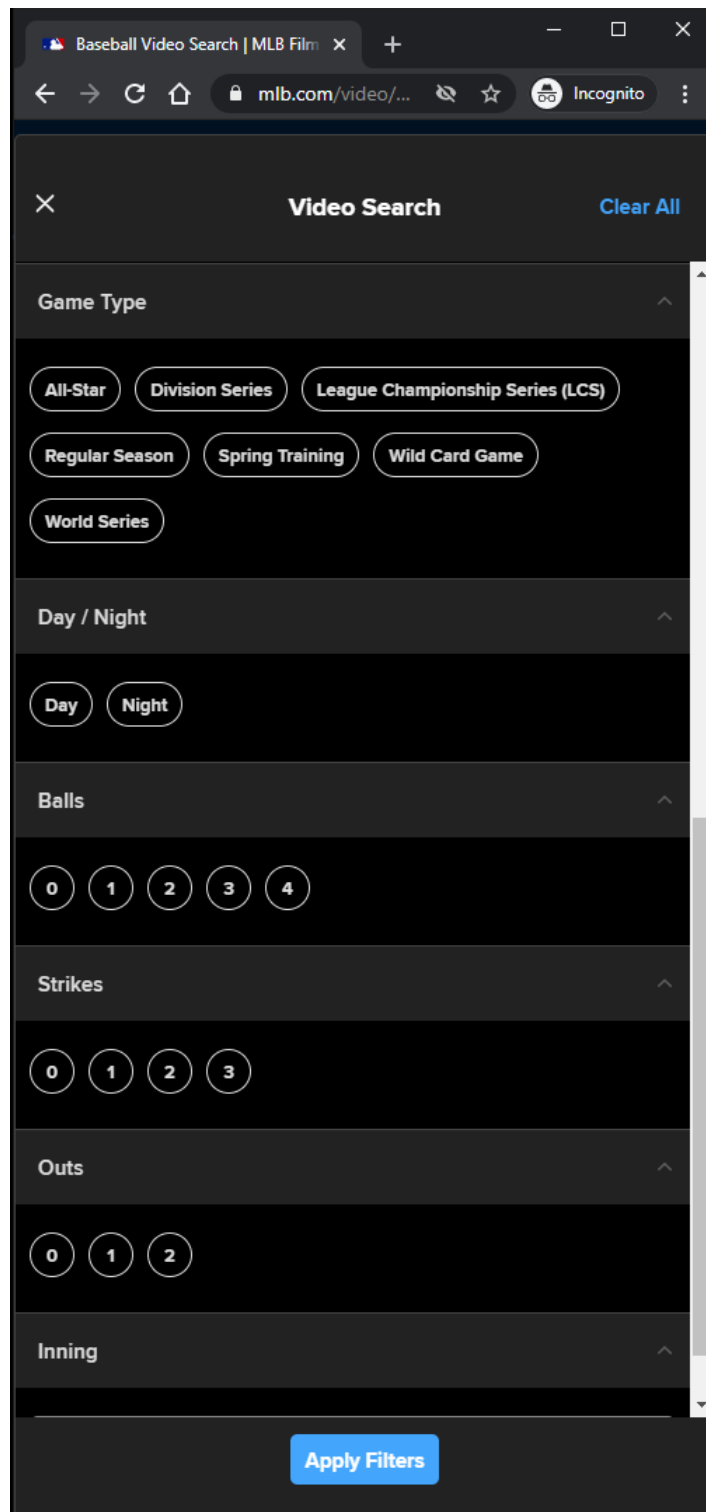
URL:

<https://www.mlb.com/video/search>

Game Filters:

List of all the Game filters.

MLB Search Video Page - Default View - Video Search - Game Filter Tab - Part 2



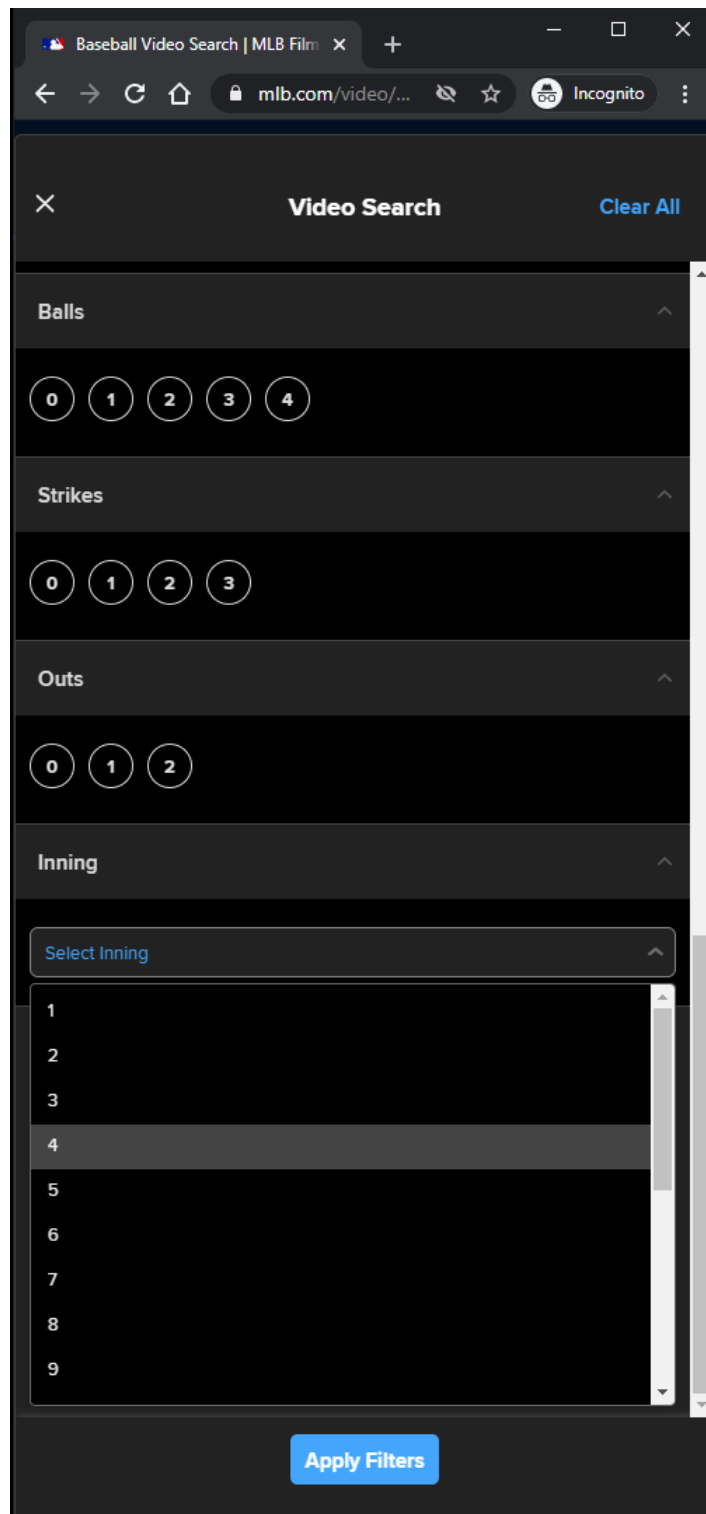
URL:

<https://www.mlb.com/video/search>

Game Filters:

List of all the Game filters.

MLB Search Video Page - Default View - Video Search - Game Filter Tab - Part 3



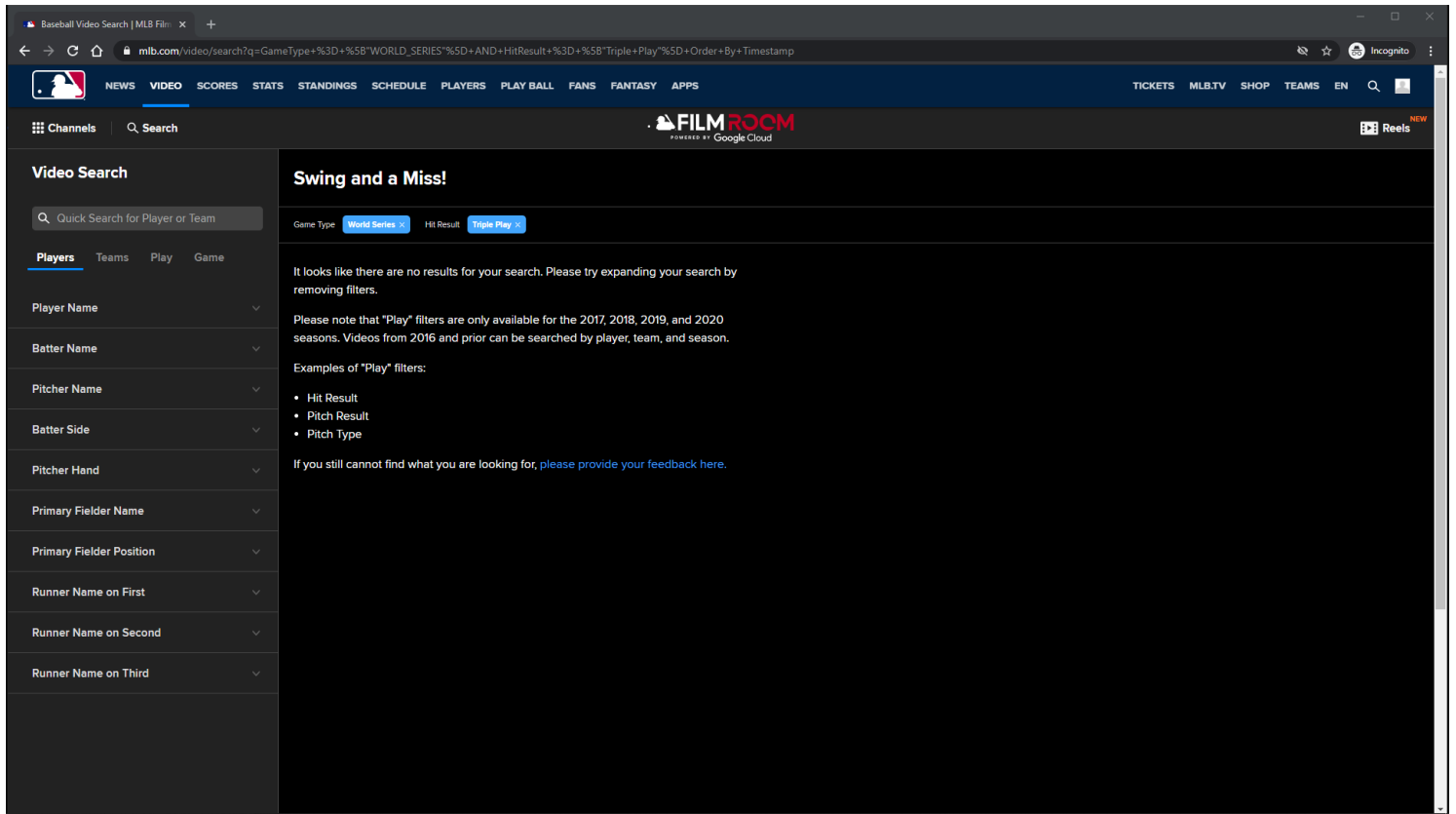
URL:

<https://www.mlb.com/video/search>

Game Filters:

List of all the Game filters.

MLB Search Video Page - Default View - No Results - LG/XL



The screenshot shows the MLB.com video search interface. The browser address bar contains the URL: https://www.mlb.com/video/search?q=GameType+%3D+%5B%22WORLD_SERIES%22%5D+AND+HitResult+%3D+%5B%22Triple+Play%22%5D+Order+By+Timestamp. The page features a dark theme with a navigation bar at the top. The main content area is titled "Swing and a Miss!" and displays a message: "It looks like there are no results for your search. Please try expanding your search by removing filters." Below this, a note states: "Please note that 'Play' filters are only available for the 2017, 2018, 2019, and 2020 seasons. Videos from 2016 and prior can be searched by player, team, and season." Examples of "Play" filters are listed: Hit Result, Pitch Result, and Pitch Type. A link to provide feedback is also present. On the left side, there is a "Video Search" sidebar with a search bar and a list of filters under the "Players" tab, including Player Name, Batter Name, Pitcher Name, Batter Side, Pitcher Hand, Primary Fielder Name, Primary Fielder Position, Runner Name on First, Runner Name on Second, and Runner Name on Third.

URL:

https://www.mlb.com/video/search?q=GameType+%3D+%5B%22WORLD_SERIES%22%5D+AND+HitResult+%3D+%5B%22Triple+Play%22%5D+Order+By+Timestamp

MLB Search Video Page - No Results:

The no results page is displayed to the user if no data is returned when performing a search query.

MLB Search Video Page - Default View - No Results - MD

The screenshot shows a web browser window with the URL `mlb.com/video/search?q=GameType+%3D+%5B%22WORLD_SERIES%22%5D+AND+HitResult+%3D+%5B%22Triple+Play%22%5D+Order+By+Timestamp`. The page features a dark blue header with navigation tabs for VIDEO, SCORES, and STATS. Below the header is the FILM ROOM logo, powered by Google Cloud, and a search bar. The main content area displays the title "Swing and a Miss!" and a filter button. The search filters are set to "World Series" for Game Type and "Triple Play" for Hit Result. A message states: "It looks like there are no results for your search. Please try expanding your search by removing filters." It also notes that "Play" filters are only available for the 2017, 2018, 2019, and 2020 seasons. Examples of "Play" filters listed are Hit Result, Pitch Result, and Pitch Type. A link is provided for feedback: "If you still cannot find what you are looking for, please provide your feedback here."

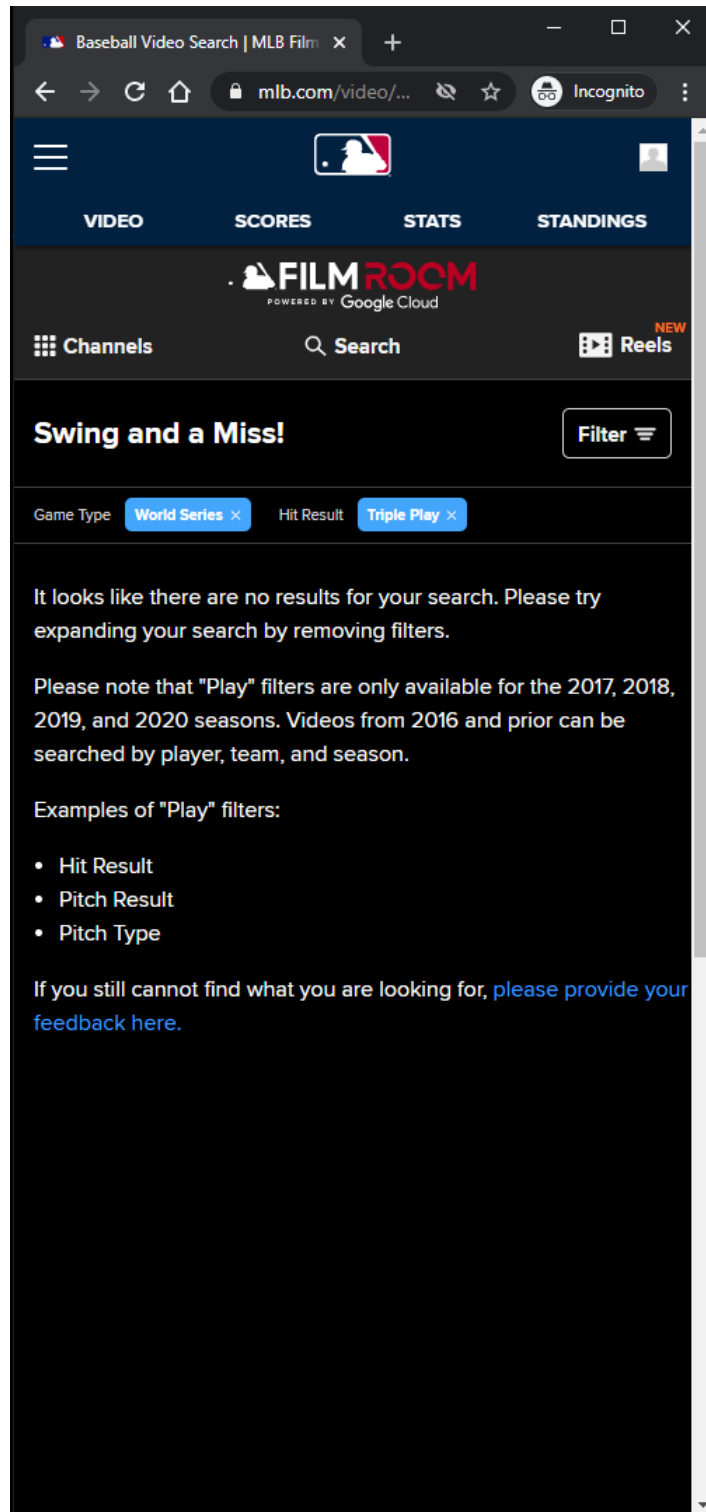
URL:

https://www.mlb.com/video/search?q=GameType+%3D+%5B%22WORLD_SERIES%22%5D+AND+HitResult+%3D+%5B%22Triple+Play%22%5D+Order+By+Timestamp

MLB Search Video Page - No Results:

The no results page is displayed to the user if no data is returned when performing a search query.

MLB Search Video Page - Default View - No Results - XS/SM



URL:

https://www.mlb.com/video/search?q=GameType+%3D+%5B%22WORLD_SERIES%22%5D+AND+HitResult+%3D+%5B%22Triple+Play%22%5D+Order+By+Timestamp

MLB Search Video Page - No Results:

The no results page is displayed to the user if no data is returned when performing a search query.

MLB Search Video Page - Default View - Results - Top Of Page - LG/XL

The screenshot shows the MLB website's search results page for videos. The browser address bar displays the URL: <https://www.mlb.com/video/search?q=Season+%3D+%5B2020%5D+Order+By+Timestamp>. The page features a dark blue header with navigation links for NEWS, VIDEO, SCORES, STATS, STANDINGS, SCHEDULE, PLAYERS, PLAY BALL, FANS, FANTASY, and APPS. A search bar is located in the top right. Below the header, a 'Video Search' sidebar on the left allows filtering by Season (2020), Game Type, Day/Night, Balls, Strikes, Outs, and Inning. The main content area displays '205,092 Results' and a grid of video thumbnails. Each thumbnail includes a title, a timestamp, and a date (September 11, 2020). The thumbnails show various baseball highlights, including Mike Tauchman's RBI single, Andrew McCutchen's two-run home run, Kyle Higashioka's two-run home run, DJ LeMahieu's leadoff home run, David Bell's discussion of Sonny Gray's loss, and Clint Frazier's diving catch.

URL:

<https://www.mlb.com/video/search?q=Season+%3D+%5B2020%5D+Order+By+Timestamp>

Search Page Tracking:

Track page load

Notification container:

A customizable notification is displayed below the Subnav menu.

The user has the option to dismiss the notification.

If the user dismisses the notification, then the notification will not come back unless the user clears out his/her browser's local storage.

The notification container may not show on certain topic id pages.

Notification container Tracking:

Dismiss

Show

Video Card Items:

Each Video Card item is clickable.

On click, the MLB Search Video Page Lightbox Modal is displayed.

Each Video Card item has an options menu.

Video Card Items Tracking:

Clicking Video Card item

Clicking Video Card item options

Clicking Add to Reel/Remove From Reel option within Video Card item options

Clicking Share this video option within Video Card item options

Search Tags:

Search tags are generated when the user performs a search.

Search tags can be removed by clicking on the X button within the Search Tag.

Search Tags Tracking:

Clicking on the X button within the Search Tag

MLB Search Video Page - Default View - Results - Bottom Of Page - LG/XL

The screenshot displays the bottom of the MLB Search Video Page. The page features a grid of video cards, each with a thumbnail image, a title, and a timestamp. The video cards are arranged in two rows. The first row contains four cards, and the second row contains four cards. A 'See More' button is located at the bottom center of the grid. The page footer includes navigation links for 'OFFICIAL INFORMATION', 'HELP/CONTACT US', 'MORE MLB SITES & AFFILIATES', and 'CAREERS'. There are also logos for 'BOYS & GIRLS CLUBS OF AMERICA' and 'CONNECT WITH MLB' with social media icons for Facebook, Twitter, and Instagram. The page is powered by FILMROOM, which is powered by Google Cloud.

URL:

<https://www.mlb.com/video/search?q=Season+%3D+%5B2020%5D+Order+By+Timestamp>

Search Page Tracking:

Track page load

Video Card Items:

Each Video Card item is clickable.

On click, the MLB Search Video Page Lightbox Modal is displayed.

Each Video Card item has an options menu.

Video Card Items Tracking:

Clicking Video Card item

Clicking Video Card item options

Clicking Add to Reel/Remove From Reel option within Video Card item options

Clicking Share this video option within Video Card item options

See More Button:

Clicking the See More button will load more Video Card items if they are available.

If no more items are available, then the See More button is not displayed.

See More Button Tracking:

Clicking See More Button

MLB Search Video Page - Default View - Results - Top Of Page - MD

The screenshot shows the MLB Film Room search results page. At the top, there is a navigation bar with 'VIDEO', 'SCORES', and 'STATS' options. Below this is the 'FILM ROOM' logo, powered by Google Cloud. A search bar and 'Channels' button are visible. A large banner for 'Introducing MLB Film Room' with the tagline 'Watch. Create. Share. The best way to binge baseball.' is displayed. Below the banner are three main features: 'Search' (Search millions of videos with 30+ filters), 'Create' (Create highlight reels to tell your story), and 'Share' (Share, embed, or tweet to your friends & frenemies). The search results section shows '205,092 Results' and a 'Filter' button. A 'Season' filter is set to '2020'. Three video thumbnails are visible, each with a title and date:

- Mike Tauchman rips an RBI single to center field** (September 11, 2020)
- Andrew McCutchen smokes a two-run home run to left** (September 11, 2020)
- Orioles turn a strikeout double play to end the 5th** (September 11, 2020)

Additional video thumbnails are partially visible at the bottom of the page.

URL:

<https://www.mlb.com/video/search?q=Season+%3D+%5B2020%5D+Order+By+Timestamp>

Search Page Tracking:

Track page load

Notification container:

A customizable notification is displayed below the Subnav menu.

The user has the option to dismiss the notification.

If the user dismisses the notification, then the notification will not come back unless the user clears out his/her browser's local storage.

The notification container may not show on certain topic id pages.

Notification container Tracking:

Dismiss

Show

Video Card Items:

Each Video Card item is clickable.

On click, the MLB Search Video Page Lightbox Modal is displayed.

Each Video Card item has an options menu.

Video Card Items Tracking:

Clicking Video Card item

Clicking Video Card item options

Clicking Add to Reel/Remove From Reel option within Video Card item options

Clicking Share this video option within Video Card item options

Search Tags:

Search tags are generated when the user performs a search.

Search tags can be removed by clicking on the X button within the Search Tag.

Search Tags Tracking:

Clicking on the X button within the Search Tag

MLB Search Video Page - Default View - Results - Bottom Of Page - MD

The screenshot shows the MLB Film Room search results page. The browser address bar displays the URL: <https://www.mlb.com/video/search?q=Season+%3D+%5B2020%5D+Order+By+Timestamp>. The page features a grid of six video thumbnails, each with a title, a duration, and a date of September 11, 2020. The videos are:

- Max Muncy gets ejected after striking out in the 9th** (0:35)
- Curt Casali grounds into a double play, shortstop Javier Baez to second baseman Ildemaro Vargas to first baseman Anthony Rizzo. Nick Castellanos out at 2nd. Curt Casali out at 1st.** (0:10)
- Nick Castellanos singles on a ground ball to third baseman Kris Bryant.** (0:12)
- Jeremy Jeffress Swinging Strike to Nick Castellanos** (0:07)
- Joey Votto grounds out, second baseman Ildemaro Vargas to first baseman Anthony Rizzo.** (0:08)
- Joey Votto nabs Jason Heyward with a nifty slide** (0:31)

A "See More" button is located below the grid. At the bottom of the page, there are navigation menus for "OFFICIAL INFORMATION", "HELP/CONTACT US", "MORE MLB SITES & AFFILIATES", and "CAREERS". The footer includes the MLB logo, the Boys & Girls Clubs of America logo, and links for "Terms of Use", "Privacy Policy", "Legal Notices", "Contact Us", and "Do Not Sell My Personal Data". A "Cookie Settings" button is also present. The copyright notice reads: "© 2020 MLB Advanced Media, LP. All rights reserved." Social media icons for Facebook, Twitter, and Instagram are displayed under the heading "CONNECT WITH MLB".

URL:

<https://www.mlb.com/video/search?q=Season+%3D+%5B2020%5D+Order+By+Timestamp>

Search Page Tracking:

Track page load

Video Card Items:

Each Video Card item is clickable.

On click, the MLB Search Video Page Lightbox Modal is displayed.

Each Video Card item has an options menu.

Video Card Items Tracking:

Clicking Video Card item

Clicking Video Card item options

Clicking Add to Reel/Remove From Reel option within Video Card item options

Clicking Share this video option within Video Card item options

See More Button:

Clicking the See More button will load more Video Card items if they are available.

If no more items are available, then the See More button is not displayed.

See More Button Tracking:

Clicking See More Button

The screenshot shows a mobile browser window displaying the MLB Film Room search results page. The browser address bar shows 'mlb.com/video/...' and 'Incognito' mode. The page header includes navigation tabs for VIDEO, SCORES, and STATS, and the 'FILM ROOM' logo powered by Google Cloud. A search bar and 'Reels' button are visible. A promotional banner for 'Introducing MLB Film Room' lists features: 'Search millions of baseball videos.', 'Create your own highlight reels.', and 'Share or embed your creations.' Below the banner, it shows '205,092 Results' with a 'Filter' button. A 'Season' filter is set to '2020'. Three video results are displayed:

- Mike Tauchman rips an RBI single to center field**
September 11, 2020
0:31
- Andrew McCutchen smokes a two-run home run to left**
September 11, 2020
0:25
- Orioles turn a strikeout double play to end the 5th**
September 11, 2020
0:17

URL:

<https://www.mlb.com/video/search?q=Season+%3D+%5B2020%5D+Order+By+Timestamp>

Search Page Tracking:

Track page load

Notification container:

A customizable notification is displayed below the Subnav menu.

The user has the option to dismiss the notification.

If the user dismisses the notification, then the notification will not come back unless the user clears out his/her browser's local storage.

The notification container may not show on certain topic id pages.

Notification container Tracking:

Dismiss

Show

Video Card Items:

Each Video Card item is clickable.

On click, the MLB Search Video Page Lightbox Modal is displayed.

Each Video Card item has an options menu.

Video Card Items Tracking:

Clicking Video Card item

Clicking Video Card item options

Clicking Add to Reel/Remove From Reel option within Video Card item options

Clicking Share this video option within Video Card item options

Search Tags:

Search tags are generated when the user performs a search.

Search tags can be removed by clicking on the X button within the Search Tag.

Search Tags Tracking:

Clicking on the X button within the Search Tag

MLB Search Video Page - Default View - Results - Bottom Of Page - XS/SM

The screenshot shows a mobile browser view of the MLB Film Room search results page. The browser address bar shows 'mlb.com/video/...' and 'Incognito' mode. The page header includes the 'FILM ROOM' logo, 'POWERED BY Google Cloud', and navigation options for 'Channels', 'Search', and 'Reels'. The main content area displays two video results:

- Video 1:** 'Joey Votto grounds out, second baseman Ildemaro Vargas to first...' with a duration of 0:08, dated September 11, 2020.
- Video 2:** 'Joey Votto nabs Jason Heyward with a nifty slide' with a duration of 0:31, dated September 11, 2020.

A 'See More' button is located below the video results. The footer section contains several dropdown menus: 'OFFICIAL INFORMATION', 'HELP/CONTACT US', 'MORE MLB SITES & AFFILIATES', and 'CAREERS'. Below these are logos for MLB and the Boys & Girls Clubs of America, followed by social media icons for Facebook, Twitter, and Instagram. At the bottom, there are links for 'Terms of Use', 'Privacy Policy', 'Legal Notices', and 'Contact Us', along with a 'Do Not Sell My Personal Data' link and a 'Cookie Settings' button. The copyright notice reads: '© 2020 MLB Advanced Media, LP. All rights reserved.'

URL:

<https://www.mlb.com/video/search?q=Season+%3D+%5B2020%5D+Order+By+Timestamp>

Search Page Tracking:

Track page load

Video Card Items:

Each Video Card item is clickable.

On click, the MLB Search Video Page Lightbox Modal is displayed.

Each Video Card item has an options menu.

Video Card Items Tracking:

Clicking Video Card item

Clicking Video Card item options

Clicking Add to Reel/Remove From Reel option within Video Card item options

Clicking Share this video option within Video Card item options

See More Button:

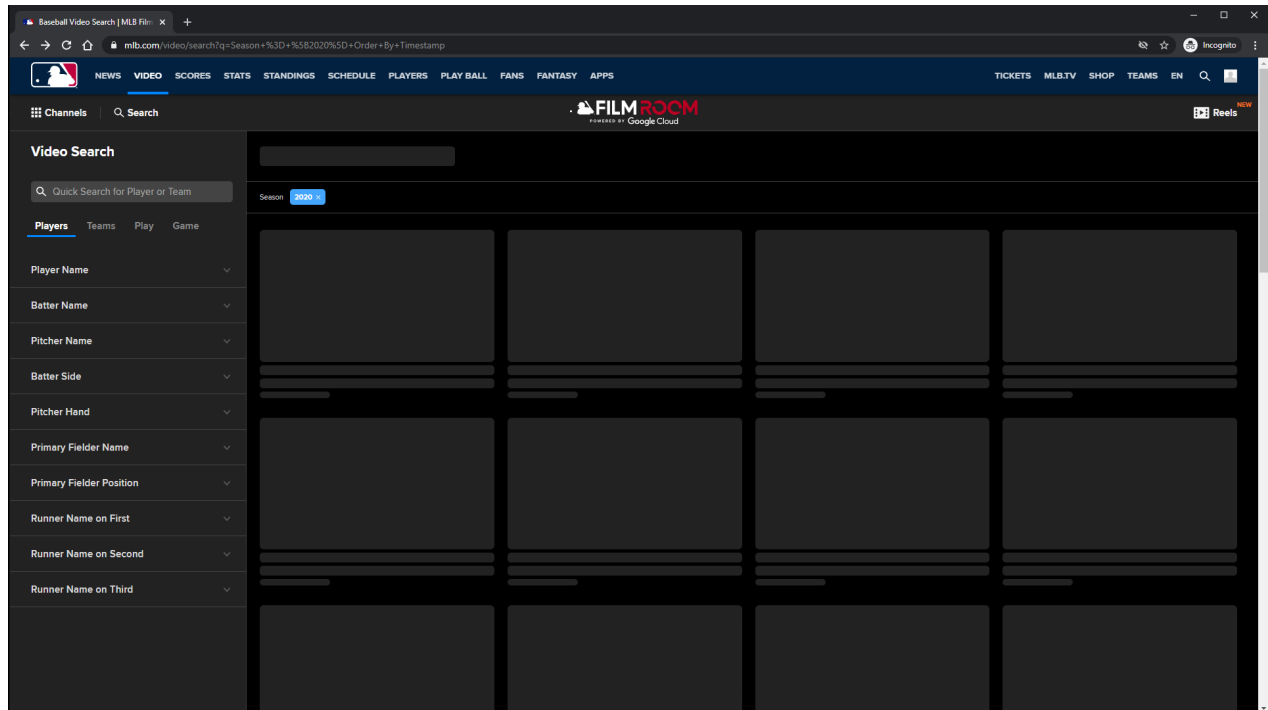
Clicking the See More button will load more Video Card items if they are available.

If no more items are available, then the See More button is not displayed.

See More Button Tracking:

Clicking See More Button

MLB Search Video Page - Default View - Results - Loading



URL:

<https://www.mlb.com/video/search?q=Season+%3D+%5B2020%5D+Order+By+Timestamp>

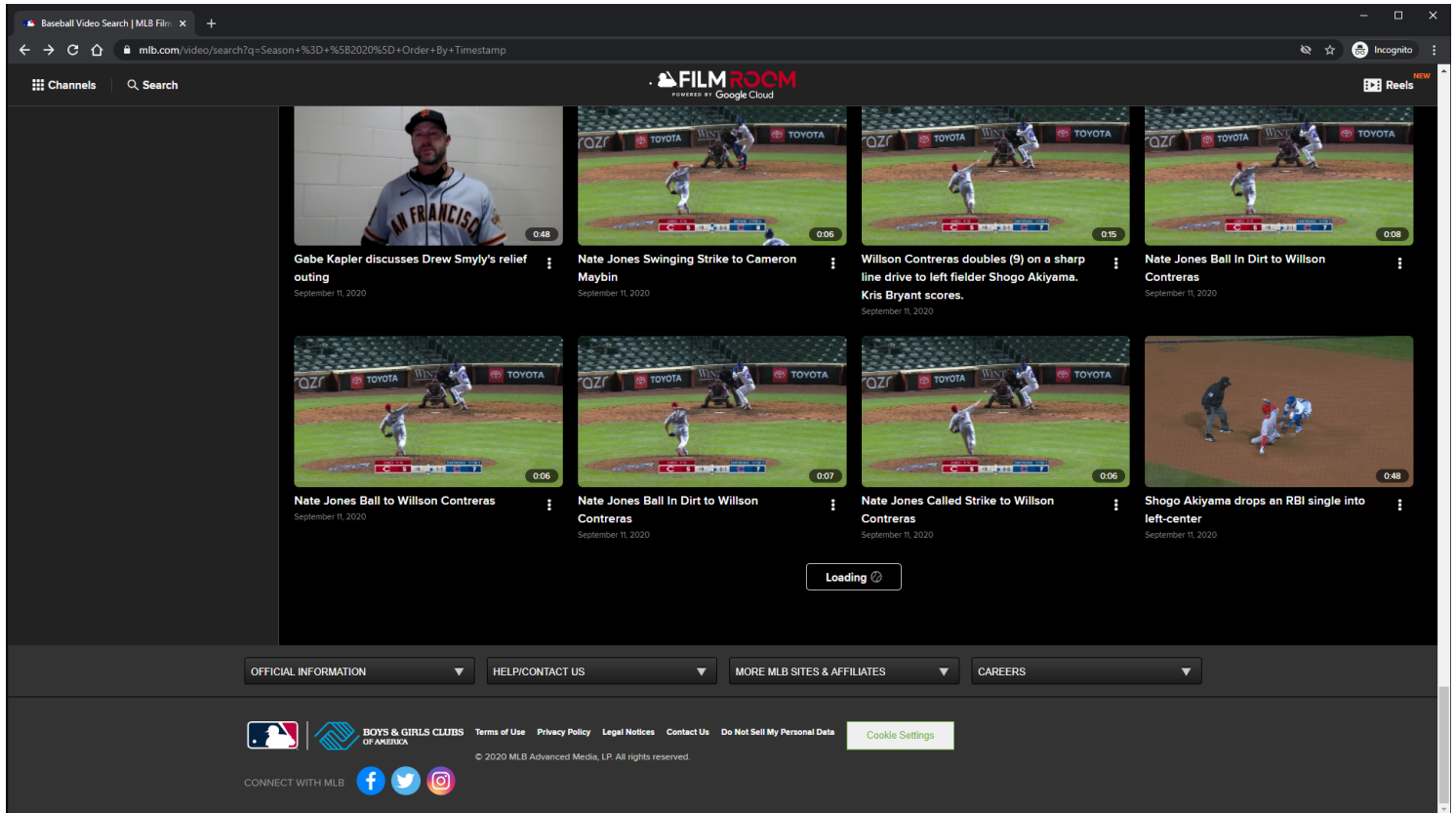
Search Page Tracking:

Track page load

Search Page Loading:

Skeleton is displayed

MLB Search Video Page - Default View - Results - See More Button click



The screenshot shows the MLB Search Video Page in a browser window. The page features a grid of video thumbnails with titles and timestamps. A 'Loading' button is visible at the bottom center of the grid. The page includes a navigation bar with 'Channels' and 'Search' options, and a footer with various links and social media icons.

Baseball Video Search | MLB Film | Incognito

mlb.com/video/search?q=Season+%3D+%5B2020%5D+Order+By+Timestamp

FILM ROOM
POWERED BY Google Cloud

Channels Search

Reels NEW

Gabe Kapler discusses Drew Smyly's relief outing
September 11, 2020 0:48

Nate Jones Swinging Strike to Cameron Maybin
September 11, 2020 0:06

Wilson Contreras doubles (9) on a sharp line drive to left fielder Shogo Akiyama. Kris Bryant scores.
September 11, 2020 0:15

Nate Jones Ball In Dirt to Wilson Contreras
September 11, 2020 0:08

Nate Jones Ball to Wilson Contreras
September 11, 2020 0:06

Nate Jones Ball In Dirt to Wilson Contreras
September 11, 2020 0:07

Nate Jones Called Strike to Wilson Contreras
September 11, 2020 0:06

Shogo Akiyama drops an RBI single into left-center
September 11, 2020 0:48

Loading

OFFICIAL INFORMATION HELP/CONTACT US MORE MLB SITES & AFFILIATES CAREERS

MLB BOYS & GIRLS CLUBS OF AMERICA Terms of Use Privacy Policy Legal Notices Contact Us Do Not Sell My Personal Data Cookie Settings

© 2020 MLB Advanced Media, LP. All rights reserved.

CONNECT WITH MLB

URL:

<https://www.mlb.com/video/search?q=Season+%3D+%5B2020%5D+Order+By+Timestamp>

Search Page Tracking:

Track page load

See More Button:

Clicking the See More button updates the button's label from See More to Loading, and adds a spinner next to the button's label.

When the content is finished loading, the label is updated from Loading to See More, and the spinner is removed.

See More Button Tracking:

Clicking See More Button

MLB Search Video Page - Default View - Results - Video Card Options - MD/LG/XL

The screenshot displays the MLB.com search results page for video content. The page features a dark theme with a navigation bar at the top containing links for NEWS, VIDEO, SCORES, STATS, STANDINGS, SCHEDULE, PLAYERS, PLAY BALL, FANS, FANTASY, and APPS. A search bar is located in the top right corner. Below the navigation bar, there is a section for 'Introducing MLB Film Room' with search, create, and share options. The main content area shows 205,092 results for the search query 'Season+2020+Order+By+Timestamp'. A sidebar on the left provides filters for video search, including Player Name, Batter Name, Pitcher Name, Batter Side, Pitcher Hand, Primary Fielder Name, Primary Fielder Position, Runner Name on First, Runner Name on Second, and Runner Name on Third. The search results are displayed in a grid of video cards, each with a thumbnail, a title, and a duration. The first card shows Mike Tauchman with a duration of 1:31. The second card shows Andrew McCutchen with a duration of 0:25. The third card shows Orioles with a duration of 0:17. The fourth card shows Clint Frazier with a duration of 0:26. The fifth card shows Kyle Higashioka with a duration of 0:35. The sixth card shows DJ LeMahieu with a duration of 0:35. The seventh card shows David Bell with a duration of 1:15. The eighth card shows Contreras with a duration of 0:47. A URL bar at the bottom of the browser shows the search URL: <https://www.mlb.com/video/search?q=Season+%3D+%5B2020%5D+Order+By+Timestamp>.

URL:

<https://www.mlb.com/video/search?q=Season+%3D+%5B2020%5D+Order+By+Timestamp>

Video Card Options:

Add To Reel/Remove From Reel

Share this video

Video Card Options Tracking:

Clicking Add to Reel/Remove From Reel option

Clicking Share this video option

MLB Search Video Page - Default View - Results - Video Card Options - XS/SM

Baseball Video Search | MLB Film x +

mlb.com/video/... Incognito

VIDEO SCORES STATS STANDINGS

FILM ROOM
POWERED BY Google Cloud

Channels Search Reels ^{NEW}

Introducing
MLB Film Room

- Search millions of baseball videos.
- Create your own highlight reels.
- Share or embed your creations.

205,092 Results Filter

Season 2020 x

Mike Tauchman rips an RBI single to center field
September 11, 2020

- Add to Reel
- Share this video

Andrew McCutchen smokes a two-run home run to left
September 11, 2020
0:25

Orioles turn a strikeout double play to end the 5th
September 11, 2020
0:17

mlb.com/.../thomas-eshel...

URL:

<https://www.mlb.com/video/search?q=Season+%3D+%5B2020%5D+Order+By+Timestamp>

Video Card Options:

Add To Reel/Remove From Reel

Share this video

Video Card Options Tracking:

Clicking Add to Reel/Remove From Reel option

Clicking Share this video option

MLB Search Video Page - Default View - Results - Adding Video Highlight to Reel Cart - MD/LG/XL

Baseball Video Search | MLB Film | X +

mlb.com/video/search?q=Season+%3D+%5B2020%5D+Order+By+Timestamp

NEWS VIDEO SCORES STATS STANDINGS SCHEDULE PLAYERS PLAY BALL FANS FANTASY APPS

TICKETS MLB.TV SHOP TEAMS EN

Channels Search

FILM ROOM
POWERED BY Google Cloud

Reels

Video Search

Quick Search for Player or Team

Players Teams Play Game

Player Name

Batter Name

Pitcher Name

Batter Side

Pitcher Hand

Primary Fielder Name

Primary Fielder Position

Runner Name on First

Runner Name on Second

Runner Name on Third

Introducing MLB Film Room

Search

Search millions of videos with 30+ filters.

Create

Create highlight reels to tell your story.

Share

Share, embed, or tweet to your friends & frenemies.

205,092 Results

Season 2020

Mike Tauchman rips an RBI single to center field
September 11, 2020

Andrew McCutchen smokes a two-run home run to left
September 11, 2020

Orioles turn a strikeout double play to end the 5th
September 11, 2020

Clint Frazier makes a diving catch in right field
September 11, 2020

Kyle Higashioka drives a two-run home run in the 2nd
September 11, 2020

DJ LeMahieu drives a leadoff home run to left field
September 11, 2020

David Bell discusses Sonny Gray's start in loss
September 11, 2020

Contreras remolca a Bryant con doble
September 11, 2020

URL:

<https://www.mlb.com/video/search?q=Season+%3D+%5B2020%5D+Order+By+Timestamp>

Add To Reel Option:

If the user is not logged in, then he/she is redirected to the MLB Login Page.

Clicking the Add To Reel option will add an orange check overlay image to the Video card, and add the selected video to the Reels cart in the Subnav menu.

If the user adds their 5th reel, then the Reel Cart automatically opens.

Add To Reel Tracking:

Clicking Add to Reel option

MLB Search Video Page - Default View - Results - Adding Video Highlight to Reel Cart - XS/SM

The screenshot displays the MLB Film Room search interface. At the top, there are navigation tabs for VIDEO, SCORES, STATS, and STANDINGS. Below these is the 'FILM ROOM' logo, powered by Google Cloud, with options for Channels, Search, and Reels. A promotional banner for 'Introducing MLB Film Room' lists features: search millions of videos, create highlight reels, and share or embed creations. The search results section shows '205,092 Results' with a 'Filter' button. A filter for 'Season 2020' is applied. Three video highlights are listed, each with a thumbnail, a title, a date, and a duration:

- Mike Tauchman rips an RBI single to center field** (September 11, 2020, 0:31)
- Andrew McCutchen smokes a two-run home run to left** (September 11, 2020, 0:25)
- Orioles turn a strikeout double play to end the 5th** (September 11, 2020, 0:17)

URL:

<https://www.mlb.com/video/search?q=Season+%3D+%5B2020%5D+Order+By+Timestamp>

Add To Reel Option:

If the user is not logged in, then he/she is redirected to the [MLB Login Page](#).

Clicking the [Add To Reel](#) option will add an orange check overlay image to the [Video card](#), and add the selected video to the [Reels cart](#) in the [Subnav](#) menu.

If the user adds their 5th reel, then the [Reel Cart](#) automatically opens.

Add To Reel Tracking:

Clicking [Add to Reel](#) option

MLB Search Video Page - Default View - Results - Removing Video Highlight to Reel Cart - MD/LG/XL

The screenshot shows the MLB.com video search interface. The top navigation bar includes 'NEWS VIDEO SCORES STATS STANDINGS SCHEDULE PLAYERS PLAY BALL FANS FANTASY APPS'. The main content area features a search bar, a 'FILM ROOM' logo, and a 'Reels' button. Below the search bar, there are options to 'Introducing MLB Film Room', 'Search' (with 30+ filters), 'Create' (highlight reels), and 'Share'. The search results section shows '205,092 Results' for the '2020' season. A grid of video cards is displayed, each with a title, a thumbnail, and a duration. The first card, 'Mike Tauchman rips a home run to center field', has an orange checkmark and a 'Remove from Reel' button. Other cards include 'Andrew McCutchen smokes a two-run home run to left', 'Orioles turn a strikeout double play to end the 5th', 'Clint Frazier makes a diving catch in right field', 'Kyle Higashioka drives a two-run home run in the 2nd', 'DJ LeMahieu drives a leadoff home run to left field', 'David Bell discusses Sonny Gray's start in loss', and 'Contreras remolca a Bryant con doble'.

URL:

<https://www.mlb.com/video/search?q=Season+%3D+%5B2020%5D+Order+By+Timestamp>

Remove From Reel Option:

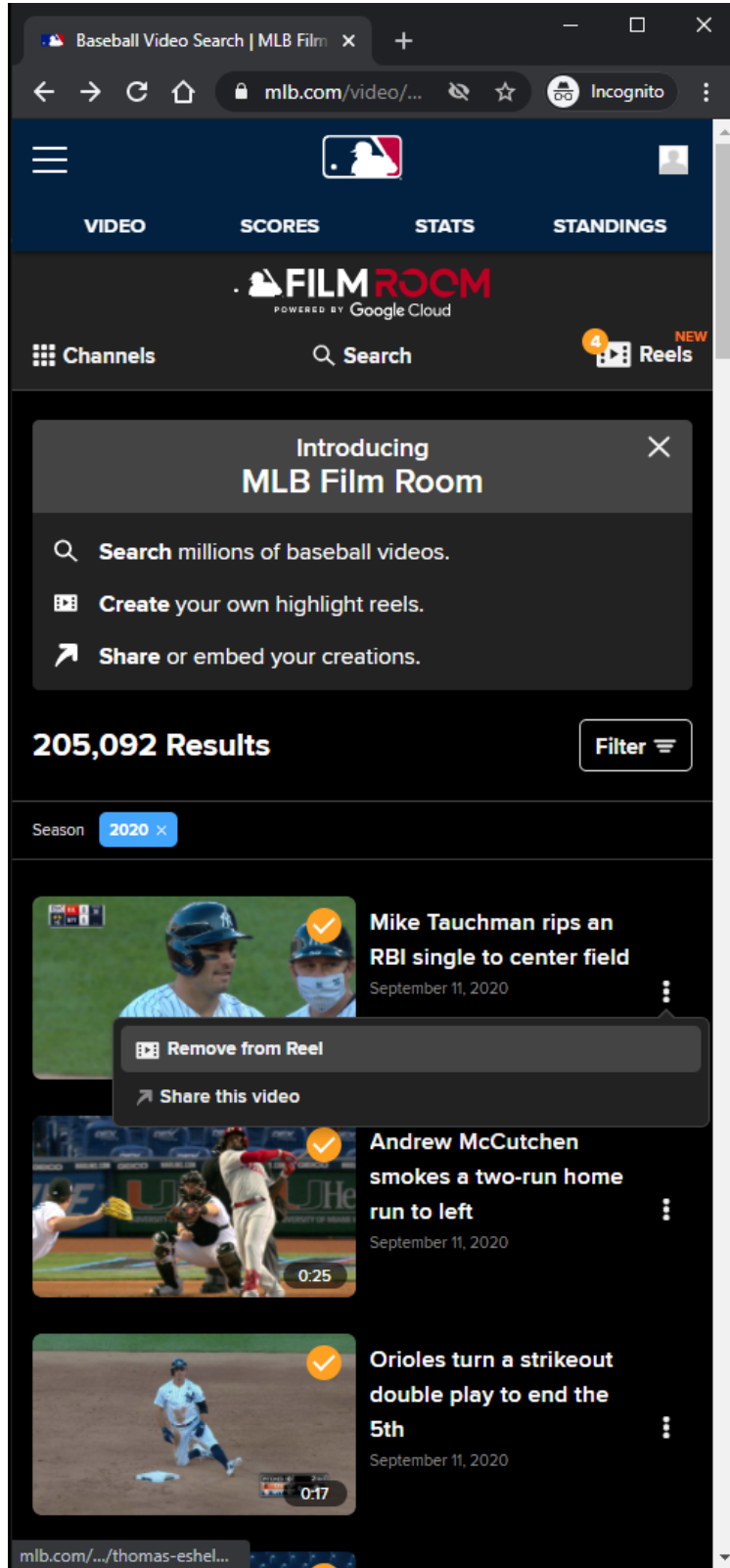
[Remove From Reel](#) option is displayed when viewing [Video Card](#) options of a reel that was already added to the [Reels cart](#) in the [Subnav](#) menu.

Clicking the [Remove From Reel](#) option will remove the orange check overlay image from the [Video Card](#), and remove the selected video from the [Reels cart](#) in the [Subnav](#) menu.

Remove From Reel Tracking:

Clicking [Remove From Reel](#) option

MLB Search Video Page - Default View - Results - Removing Video Highlight to Reel Cart - XS/SM



URL:

<https://www.mlb.com/video/search?q=Season+%3D+%5B2020%5D+Order+By+Timestamp>

Remove From Reel Option:

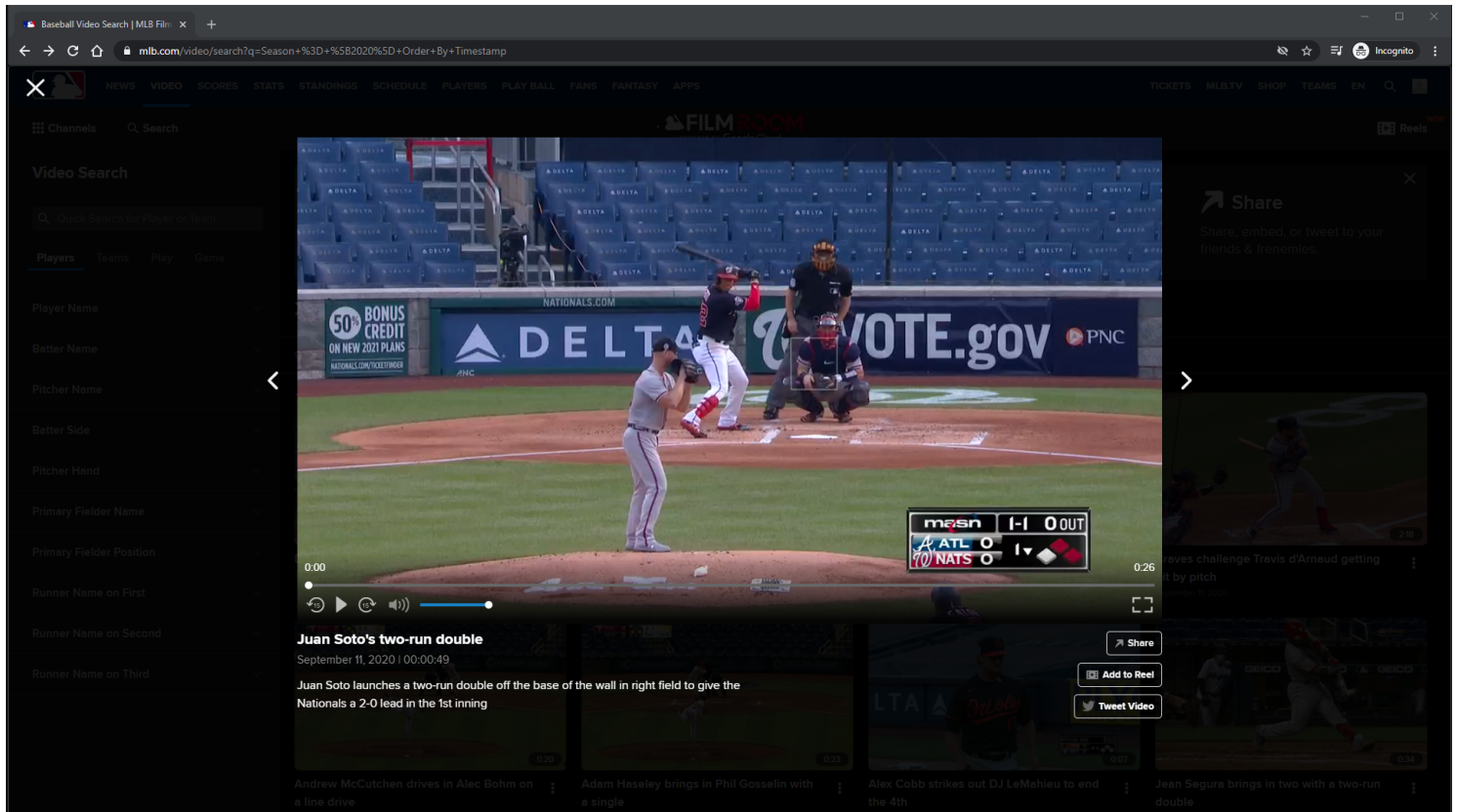
Remove From Reel option is displayed when viewing Video Card options of a reel that was already added to the Reels cart in the Subnav menu.

Clicking the Remove From Reel option will remove the orange check overlay image from the Video Card, and remove the selected video from the Reels cart in the Subnav menu.

Remove From Reel Tracking:

Clicking Remove From Reel option

MLB Search Video Page - Default View - Results - Lightbox - LG/XL



The screenshot shows a web browser window displaying the MLB Search Video Page. The main content is a video player showing a baseball game. The video title is "Juan Soto's two-run double" and it is dated September 11, 2020. The video description states: "Juan Soto launches a two-run double off the base of the wall in right field to give the Nationals a 2-0 lead in the 1st inning". The video player includes a progress bar, a play button, and a volume icon. Below the video player, there are four search results cards, each with a video thumbnail and a title. The first card is "Andrew McCutchen drives in Alec Bohm on a line drive", the second is "Adam Haseley brings in Phil Gosselin with a single", the third is "Alex Cobb strikes out DJ LeMahieu to end the 4th", and the fourth is "Jean Segura brings in two with a two-run double". The page also features a navigation menu at the top with options like NEWS, VIDEO, SCORES, STATS, STANDINGS, SCHEDULE, PLAYERS, PLAY BALL, FANS, FANTASY, and APPS. There is also a search bar and a "Share" button on the right side of the video player.

URL:

<https://www.mlb.com/video/search?q=Season+%3D+%5B2020%5D+Order+By+Timestamp>

Video Player:

The Video Player attempts to autoplay with sound when the user arrives at page.

If autoplay with sound is not allowed, then the video attempts to autoplay muted.

If autoplay is not allowed, then the video defaults to click-to-play behavior.

Video Player Tracking:

Video Start

Video Resume

Video Pause

Video 25% complete

Video 50% complete

Video 75% complete

Video complete

Video Player controls:

Rewind 15 seconds

Play/Pause

Fast-forward 15 seconds

Mute/Unmute

Volume Slider

Closed-Captions

Full-Screen/Exit Full-Screen

Native controls used on mobile devices

Share Button:

If the user clicks the Share button, then a share modal is displayed to the user.

Share Button Tracking:

Clicking Share Button

Tweet Video Button:

If the user clicks the Tweet Video button, then a tweet share post is displayed to the user in a new window.

Tweet Video Button Tracking:

Clicking Tweet Video Button

Add To Reel Button:

If the user is not logged in, then he/she is redirected to the MLB Login Page.

Clicking Playlst item option Add To Reel will add the selected video to the reels cart.

Add To Reel Button Tracking:

Clicking Add To Reel Button

Previous Toggle Button:

Disabled if user is viewing 1st video in results.

On click, the previous video in search results is loaded.

Previous Toggle Button Tracking:

On click of Previous Toggle Button

Next Toggle Button:

Disabled if user is viewing last video in results.

On click, the next video in search results is loaded.

Next Toggle Button Tracking:

On click of Next Toggle Button

MLB Search Video Page - Default View - Results - Lightbox - MD

Baseball Video Search | MLB Film

mlb.com/video/search?q=Season+%3D+%5B2020%5D+Order+By+Timestamp

VIDEO SCORES STATS

FILM ROOM
POWERED BY Google Cloud

Channels Search Reels

Search filters

205,098 Results

Season 2020

0:00 0:26

masn 1-1 0 OUT
ATL 0
NATS 0

Juan Soto's two-run double
September 11, 2020 | 00:00:49

Juan Soto launches a two-run double off the base of the wall in right field to give the Nationals a 2-0 lead in the 1st inning

Share

Add to Reel

Tweet Video

DJ LeMahieu arranca entrada con HR
September 11, 2020

Juan Soto drills a two-run double in the 1st inning
September 11, 2020

Rhys Hoskins drives a three-run homer to left field
September 11, 2020

URL:

<https://www.mlb.com/video/search?q=Season+%3D+%5B2020%5D+Order+By+Timestamp>

Video Player:

The Video Player attempts to autoplay with sound when the user arrives at page. If autoplay with sound is not allowed, then the video attempts to autoplay muted. If autoplay is not allowed, then the video defaults to click-to-play behavior.

Video Player Tracking:

Video Start

Video Resume

Video Pause

Video 25% complete

Video 50% complete

Video 75% complete

Video complete

Video Player controls:

Rewind 15 seconds

Play/Pause

Fast-forward 15 seconds

Mute/Unmute

Volume Slider

Closed-Captions

Full-Screen/Exit Full-Screen

Native controls used on mobile devices

Share Button:

If the user clicks the Share button, then a share modal is displayed to the user.

Share Button Tracking:

Clicking Share Button

Tweet Video Button:

If the user clicks the Tweet Video button, then a tweet share post is displayed to the user in a new window.

Tweet Video Button Tracking:

Clicking Tweet Video Button

Add To Reel Button:

If the user is not logged in, then he/she is redirected to the MLB Login Page.

Clicking Playlist item option Add To Reel will add the selected video to the reels cart.

Add To Reel Button Tracking:

Clicking Add To Reel Button

Previous Toggle Button:

Disabled if user is viewing 1st video in results.

On click, the previous video in search results is loaded.

Previous Toggle Button Tracking:

On click of Previous Toggle Button

Next Toggle Button:

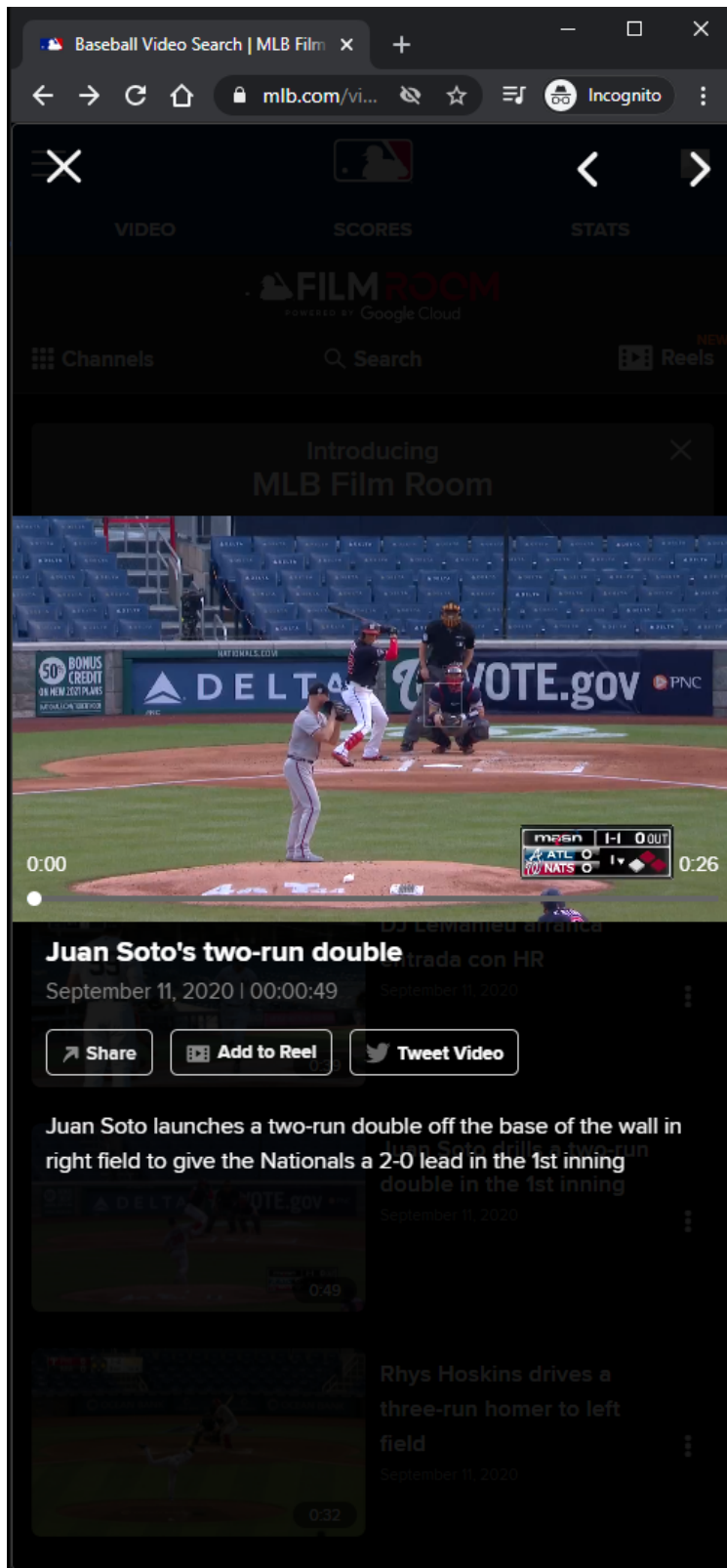
Disabled if user is viewing last video in results.

On click, the next video in search results is loaded.

Next Toggle Button Tracking:

On click of Next Toggle Button

MLB Search Video Page - Default View - Results - Lightbox - XS/SM



URL:

<https://www.mlb.com/video/search?q=Season+%3D+%5B2020%5D+Order+By+Timestamp>

Video Player:

The [Video Player](#) attempts to autoplay with sound when the user arrives at page. If autoplay with sound is not allowed, then the video attempts to autoplay muted. If autoplay is not allowed, then the video defaults to click-to-play behavior.

Video Player Tracking:

Video Start
Video Resume
Video Pause
Video 25% complete
Video 50% complete
Video 75% complete
Video complete

Video Player controls:

Rewind 15 seconds
Play/Pause
Fast-forward 15 seconds
Mute/Unmute
Volume Slider
Closed-Captions
Full-Screen/Exit Full-Screen
Native controls used on mobile devices

Share Button:

If the user clicks the [Share](#) button, then a share modal is displayed to the user.

Share Button Tracking:

Clicking [Share](#) Button

Tweet Video Button:

If the user clicks the [Tweet Video](#) button, then a tweet share post is displayed to the user in a new window.

Tweet Video Button Tracking:

Clicking [Tweet Video](#) Button

Add To Reel Button:

If the user is not logged in, then he/she is redirected to the MLB Login Page. Clicking Playlist item option [Add To Reel](#) will add the selected video to the reels cart.

Add To Reel Button Tracking:

Clicking Add To Reel Button

Previous Toggle Button:

Disabled if user is viewing 1st video in results.

On click, the previous video in search results is loaded.

Previous Toggle Button Tracking:

On click of Previous Toggle Button

Next Toggle Button:

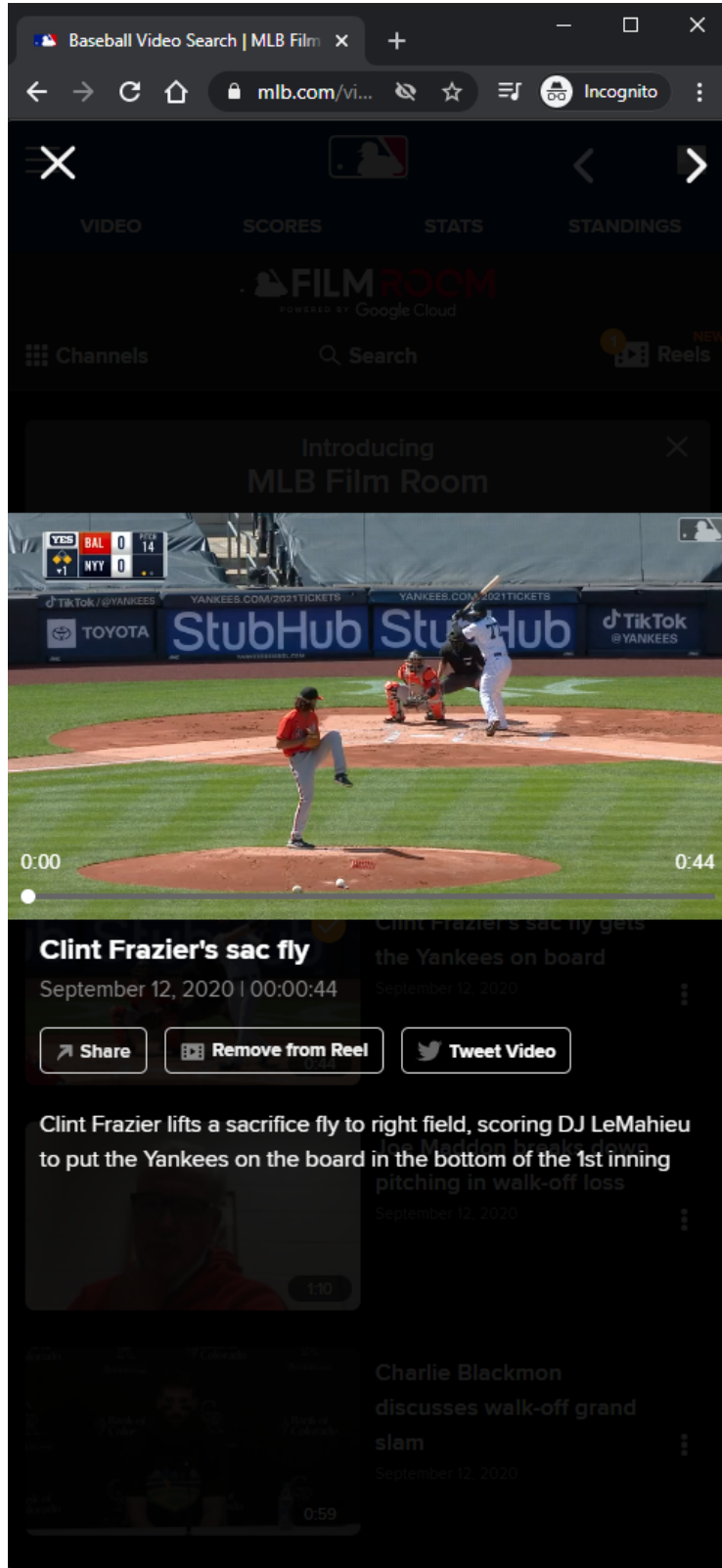
Disabled if user is viewing last video in results.

On click, the next video in search results is loaded.

Next Toggle Button Tracking:

On click of Next Toggle Button

MLB Search Video Page - Default View - Results - Removing Video Highlight From Reel Cart



URL:

<https://www.mlb.com/video/search?q=Season+%3D+%5B2020%5D+Order+By+Timestamp>

Remove From Reel Option:

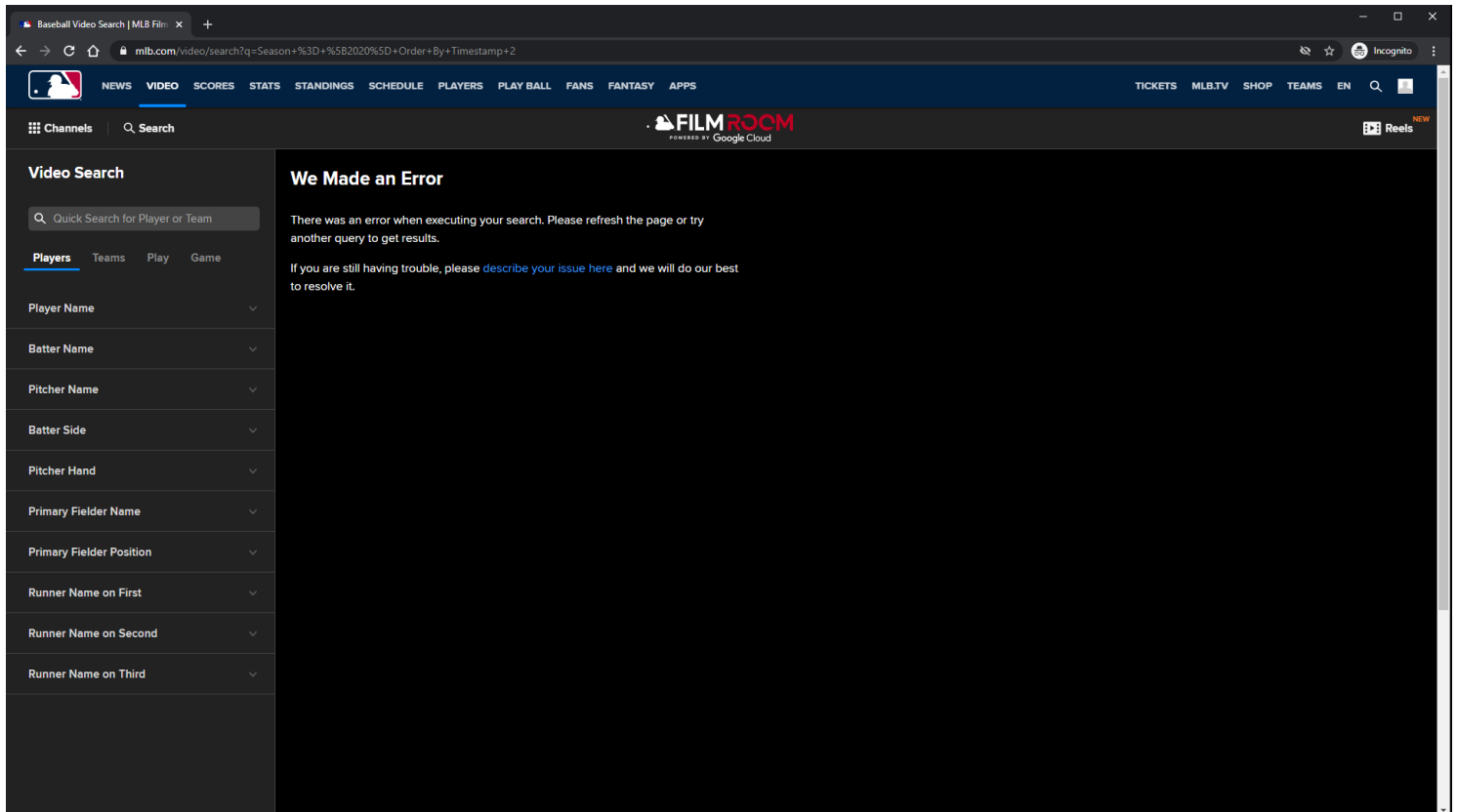
Remove From Reel option is displayed when viewing video that was already added to the Reels cart in the Subnav menu.

Clicking the Remove From Reel option will update the Remove From Reel button label to Add To Reel, and will remove the selected video from the Reels cart in the Subnav menu.

Remove From Reel Tracking:

Clicking Remove From Reel option

MLB Search Video Page - Default - Error - XL/LG



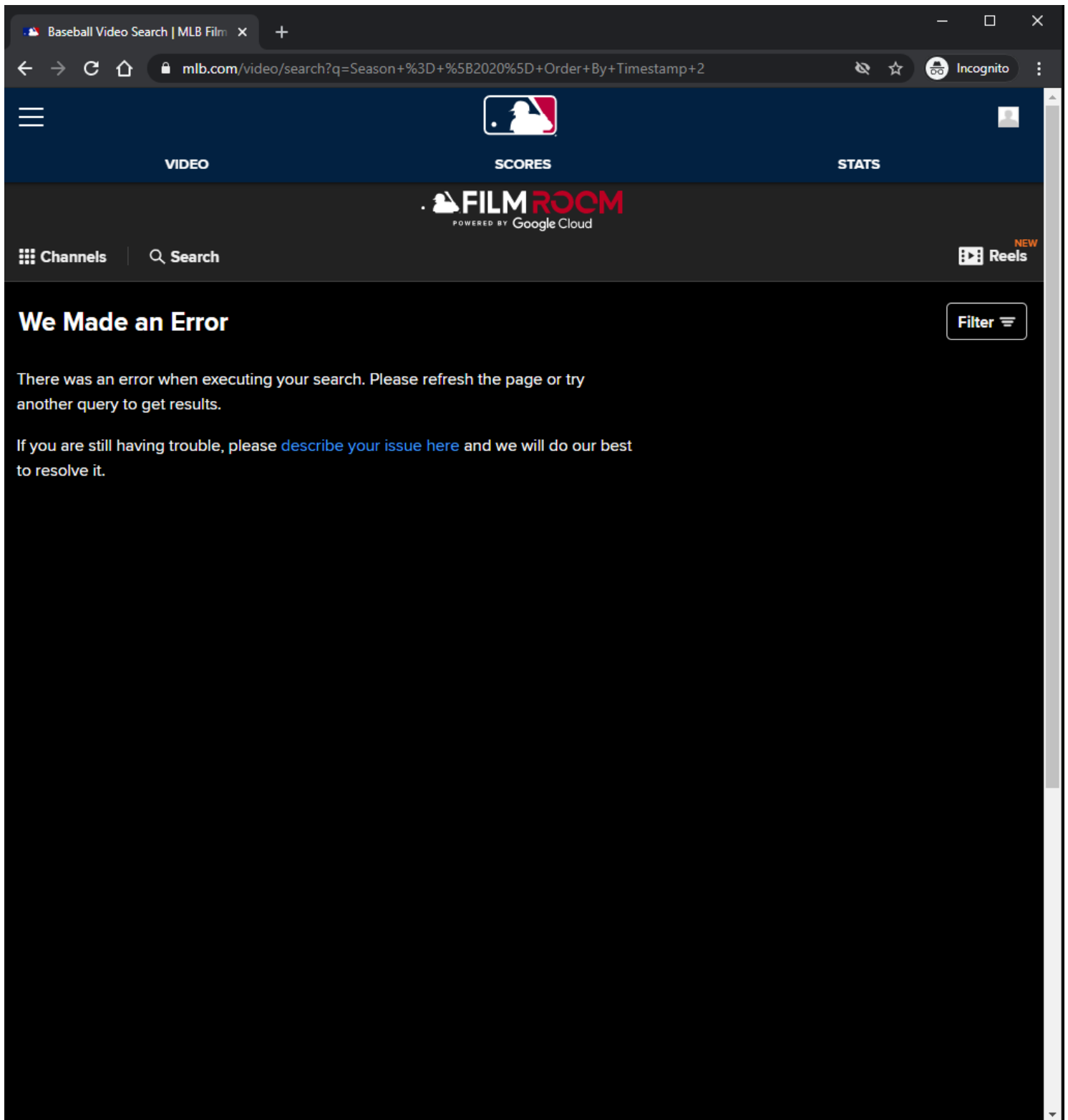
URL:

<https://www.mlb.com/video/search?q=Season+%3D+%5B2020%5D+Order+By+Timestamp+2>

MLB Search Video Page - Error:

The error page is displayed to the user if there is an error when performing a search query.

MLB Search Video Page - Default - Error - MD



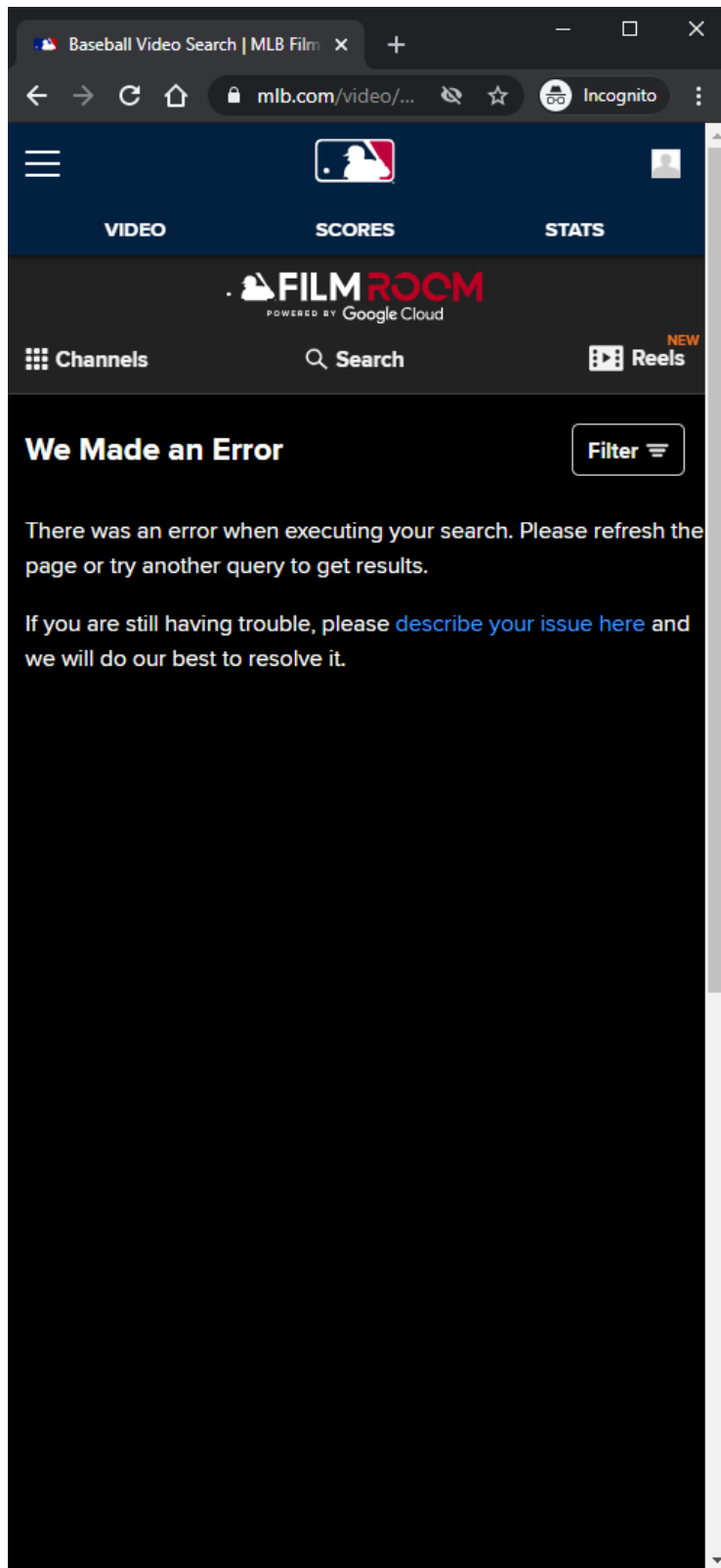
The screenshot shows a web browser window with the URL `mlb.com/video/search?q=Season+%3D+%5B2020%5D+Order+By+Timestamp+2`. The page header includes the MLB logo and navigation tabs for VIDEO, SCORES, and STATS. Below the header is the FILM ROOM logo, powered by Google Cloud, and a search bar. The main content area displays a large error message: "We Made an Error". The message text reads: "There was an error when executing your search. Please refresh the page or try another query to get results. If you are still having trouble, please [describe your issue here](#) and we will do our best to resolve it." A "Filter" button is visible in the top right corner of the error message area.

URL:

<https://www.mlb.com/video/search?q=Season+%3D+%5B2020%5D+Order+By+Timestamp+2>

MLB Search Video Page - Error:

The error page is displayed to the user if there is an error when performing a search query.



URL:

<https://www.mlb.com/video/search?q=Season+%3D+%5B2020%5D+Order+By+Timestamp+2>

MLB Search Video Page - Error:

The error page is displayed to the user if there is an error when performing a search query.

MLB Search Video Page - AtBat App View - Results

The screenshot shows a mobile browser view of the MLB Film Room search results page. The browser address bar shows 'mlb.com/app/atba' in Incognito mode. The page header includes 'FILM ROOM POWERED BY Google Cloud' and navigation options for 'Channels', 'Search', and 'Reels'. A dark overlay box titled 'Introducing MLB Film Room' lists features: 'Search millions of baseball videos.', 'Create your own highlight reels.', and 'Share or embed your creations.' Below this, it displays '205,109 Results' with a 'Filter' button. A 'Season' filter is set to '2020'. The search results list four video highlights from September 11, 2020: Gerrit Cole's 1:58 strikeout, Vladimir Guerrero Jr.'s 0:28 RBI single, Alec Bohm's 0:28 hard double, and a condensed game for BAL@NYY.

URL:

<https://www.mlb.com/app/atbat/video/search?q=Season+%3D+%5B2020%5D+Order+By+Timestamp>

AtBat App View:

This view is similar to [MLB Search Video Page - Default View](#) slides.
This view is slightly different because the page does not have a header.
The route above is used in the AtBat mobile application.

MLB Search Video Page - Club View - Results

New York Yankees Video Search | x +

mlb.com/yankees/ Incognito

TICKETS SCHEDULE SCORES STATS

FILM ROOM
POWERED BY Google Cloud

Channels Search Reels ^{NEW}

Introducing
MLB Film Room

Search millions of baseball videos.
Create your own highlight reels.
Share or embed your creations.

205,098 Results Filter

Season 2020 x

Juan Soto drills a two-run double in the 1st inning
September 11, 2020
0:49

Rhys Hoskins drives a three-run homer to left field
September 11, 2020
0:32

Braves challenge Travis d'Arnaud getting hit by pitch
September 11, 2020
2:18

URL:

<https://www.mlb.com/yankees/video/search?q=Season+%3D+%5B2020%5D+Order+By+Timestamp>

Club View:

This view is similar to [MLB Search Video Page - Default View](#) slides.

This view is slightly different because the page has a different header, and a unique list of [Channels/Topics](#).

Other Club Page Examples:

<https://www.mlb.com/redsox/video/search?q=Season+%3D+%5B2020%5D+Order+By+Timestamp>

<https://www.mlb.com/phillies/video/search?q=Season+%3D+%5B2020%5D+Order+By+Timestamp>

MLB Search Video Page - Spanish View - Results

Búsqueda de Videos de Béisbol | x +

mlb.com/e... Incognito

RESULTADOS POSICIONES STATS CALENDARIO

FILM ROOM
POWERED BY Google Cloud

Canales Buscar NUEVO Reels

Presentando Film Room de MLB

Busca millones de videos de béisbol.

Crea tus propios reels destacados.

Comparte o inserta tus creaciones.

205,509 Results Filter

Season 2020 x

Alec Bohm empuja con doblete
11 de septiembre de 2020
0:28

DJ LeMahieu arranca entrada con HR
11 de septiembre de 2020
0:39

Eric Thames impulsa con sencillo
11 de septiembre de 2020
0:33

URL:

<https://www.mlb.com/es/video/search?q=Season+%3D+%5B2020%5D+Order+By+Timestamp>

Spanish View:

This view is similar to [MLB Search Video Page - Default View](#) slides.

This view is slightly different because the content of the page is in Spanish, and the page has a unique list of [Channels/Topics](#).

Other Club Page Examples:

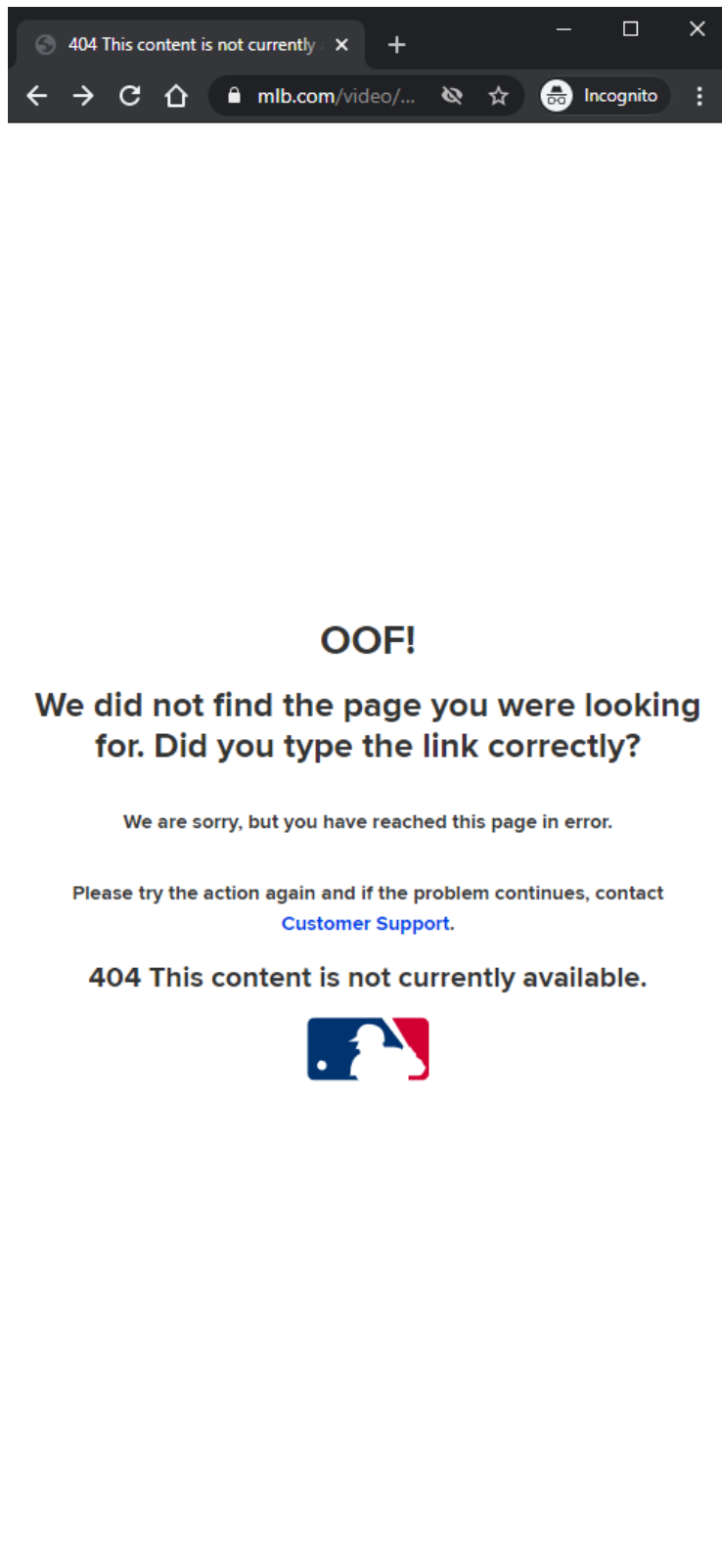
<https://www.mlb.com/app/atbat/es/video/search?q=Season+%3D+%5B2020%5D+Order+By+Timestamp>

<https://www.mlb.com/es/yankees/video/search?q=Season+%3D+%5B2020%5D+Order+By+Timestamp>

<https://www.mlb.com/es/redsox/video/search?q=Season+%3D+%5B2020%5D+Order+By+Timestamp>

<https://www.mlb.com/es/phillies/video/search?q=Season+%3D+%5B2020%5D+Order+By+Timestamp>

MLB Server 404 Page



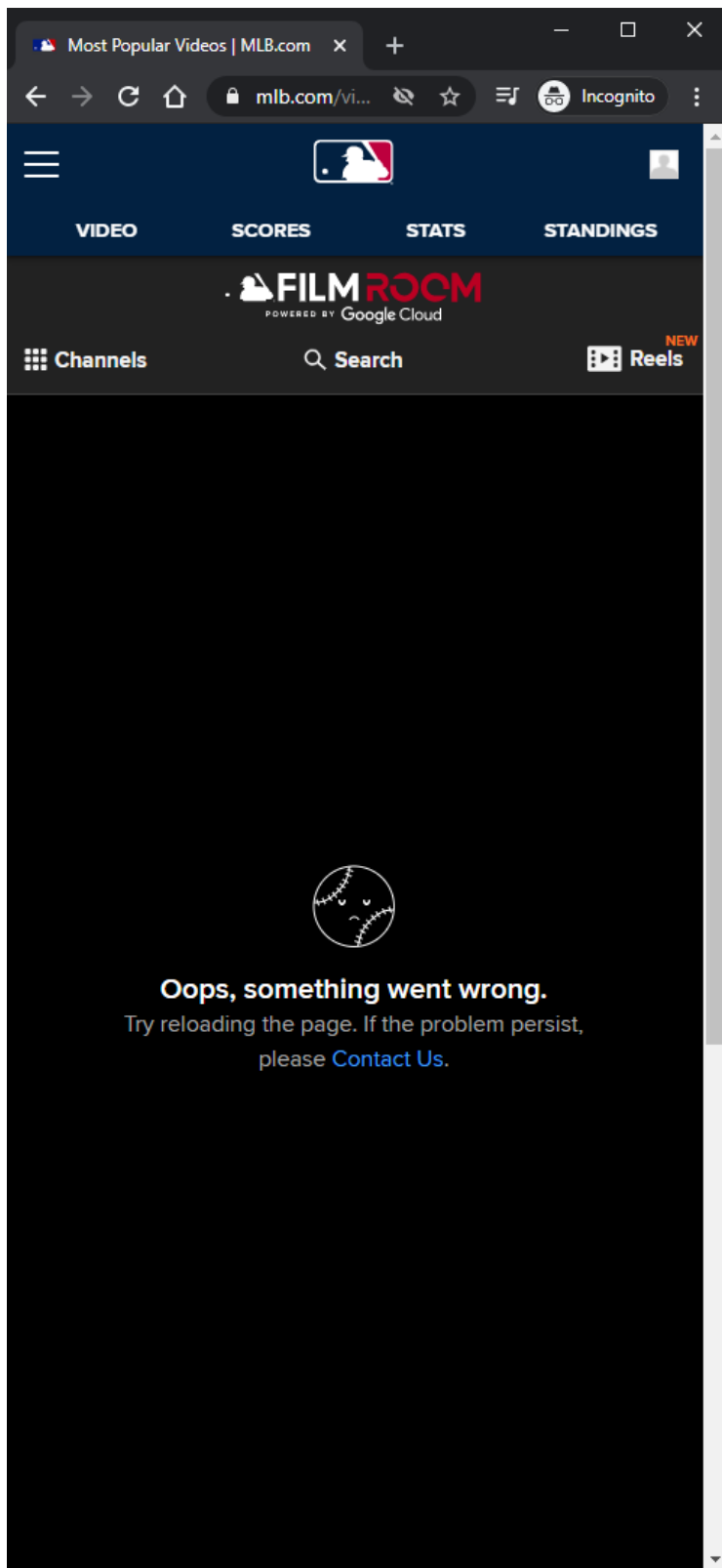
URL:

<https://www.mlb.com/video/123>

Server 404 View:

This view is displayed to the user if he/she visits a URL that does not exist.

MLB Video Page Client Side Error Page



Client Side Error View:

This view is displayed to the user if the client side throws an error.